

**Title: Effect of organic mulching on weed suppression, yield and yield contributing components of sesame (*Sesamum indicum* L.)**

***Goitom Teame*<sup>1</sup>**

<sup>1</sup> **Crop research core process, Humera Agricultural research center, Tigray Agricultural Research Institute, Ethiopia**

**Abstract**

Sesame is the second in oil crop produced in Ethiopia next to niger seed and it is also 2<sup>nd</sup> foreign currency generator in the country. Weed is the most significant problem in sesame producing areas. This research was conducted with the aim of reducing weed infestation and boost yield. The experiment was conducted in 2016 cropping season at Humera Agricultural Research Center in RCBD design. Growth performance, yield and yield components and weed data collected. Less abundant and dense *Rahynochosia malacophylla* weeds (33 and (132 m<sup>-2</sup>)) were recorded at Sudan grass, where the most abundant and dense *Rahynochosia malacophylla* weeds (60.5 and (242 m<sup>-2</sup>)) recorded at no mulch plot. The highest yield (695 kg ha<sup>-1</sup>) was recorded at Sudan grass, while the lowest yield (225 kg ha<sup>-1</sup>) was recorded at no mulch. Farmer should apply grass mulch to suppress weed growth and boost yield.

**Introduction**

Sesame (*Sesamum indicum* L.) is an important oil crop of Ethiopia, which belongs to the Pedaliaceae family. It is short day plant that grows mainly for its vital seed that contains about 50% oil and 25% protein (Trade 2013). Sesame is the second in oil crop produced in Ethiopia next to niger seed and it is also 2<sup>nd</sup> foreign currency generator in the country. Sesame is a warm season oil crop which is chiefly adapted to areas with extended growing period and well aerated soils. Sesame performs well in slightly acid to alkaline soils (pH 5-8) with moderate fertility (Langham 2007).

Weed is the most significant problem in sesame producing areas of Ethiopia particularly in western zone of Tigray which can cause a yield loss up to 86.3% (Mizan, Gebremedhin et al. 2009) . This could be due to lack of option for weed control except hand weeding method. In sesame growing areas of western Tigray there is a strong interest in developing weed control

options that are organic nature and can keep its international market quality. So application of organic mulching can reduce weed growth and used as a means of weed control option through the world (Gupta 1991). Organic mulching is important in crop production as they can suppress weed growth by different scholars (Bhadoria, Yadav et al. 2012), (Döring, Brandt et al. 2005) (Havlin, Kissel et al. 1990) and (Jodaugienė, Pupalienė et al. 2006) . Moreover, organic mulch can enhance soil fertility after decomposition at the field. (Sønsteby, Nes et al. 2004) also noted wood chips mulch fertile a soil with phosphorus and potassium. Mulch also increases soil moisture by increasing infiltration and reducing evaporation. In this regard, (Teame, Tsegay et al. 2017) reported high soil moisture conservation for Sudan grass, sesame and sorghum mulches respectively. This in conformity with (Sinkevičienė, Jodaugienė et al. 2009). Mulch do not only suppress weed growth, they conserve also moisture in the root zone (Sharma and Acharya 2000) and increase yield.

The objectives of the study were:

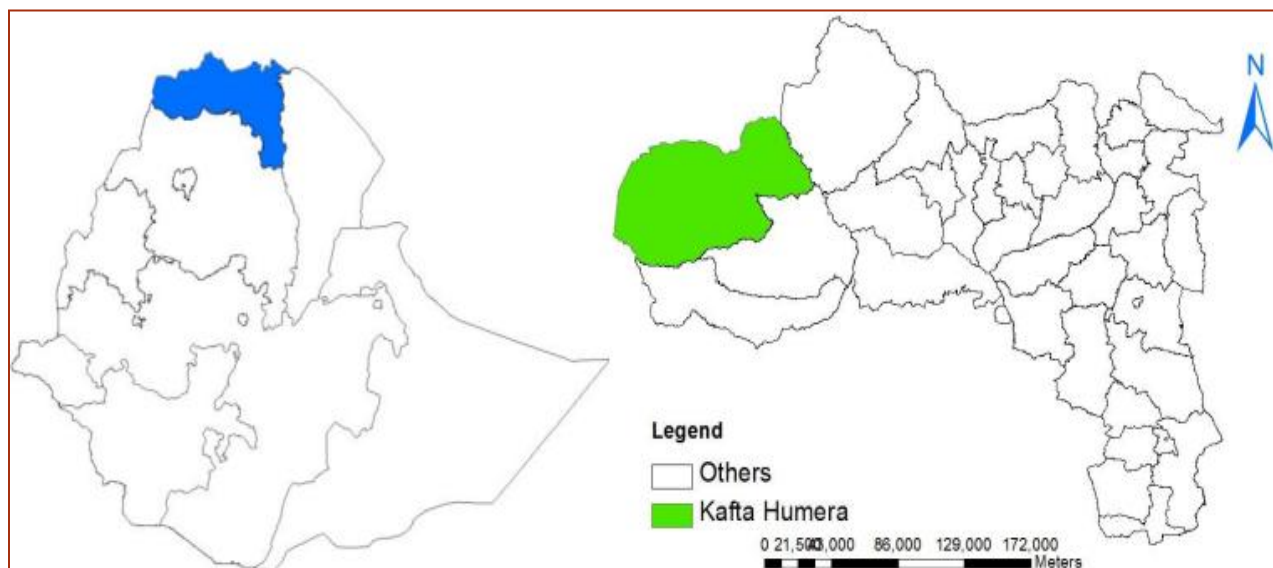
.To quantify the efficacy of organic mulching on weed infestation

- To determine effect of organic mulching on yield and yield component

## Material and Methods

### Area description.

The field experiment was carried out in 2015 main growing season in Humera Agricultural Research Center Western zone of Tigray Ethiopia. It is positioned between 13°14' to 14°27'N and 36°27' to 37°32'E and about 600 km from Mekelle capital city of Tigray regional state. The dominant soil type of the area is chromic vertisol black in color which is characterized with bulk density of 1.4 g cm<sup>-3</sup>, organic matter content of 1%, pH =8.5 and EC =0.2 mmohs/cm from analyzed result of pre sowing soil sampled. According to Köppen climate classification Humera has a hot semi-arid climate. The annual rainfall ranges between 400 to 600 mm and most of the rain rains in June up to September. The annual mean temperature is 27.6 °C. It is also characterized by hot temperature, erratic rainfall, vast area of plain low lands suitable for large scale and subsistence agriculture including crops and livestock.



### Experimental Design and Treatment

The experimental design used was Randomized Complete Block Design (RCBD) with three replications and five treatments. The tested treatments were sesame straw, sorghum straw, rice straw, Sudan grass, and no mulch. The gross plot area was 6 m<sup>2</sup> and the net plot area was 3.6 m<sup>2</sup>. The distance between the plot and block was 1 and 1.5 m, correspondingly. Sesame seed variety Setit-1 was sown 40 cm and 10 cm between rows and plants correspondingly. The field was plowed and provided with 100 kg of NPS (19% N +38% P<sub>2</sub>O<sub>5</sub> + 7% S) and 50 kg of urea

fertilizer. The urea was applied in split form 25 kg at sowing and 25 at flower initiation. Webworm pest which cause a potential yield reduction was control with application of dimethoat (Gebregergis, Assefa et al. 2018). In harmony with the methods adopted by (Ramakrishna, Tam et al. 2006) the rate of mulches used was 6 kg per plot which is equivalent to 10 t/ha and was applied at row whole immediately after germination of sesame and the emerged weed was uprooted using a hoe.

#### Measurements and Measurements Method

Weed population was determined by counting number of weed plants in 0.5 m x 0.5 m quadrant which is dropped randomly three times in a plot. Data was collected in four weeks after sowing. Based on weed count, weed abundance (eq.1), weed dominance (eq. 2) and density (eq. 3) were determined.

Weed abundance: it is the population of a species expressed as the number of individuals of weed per unit area. It was calculated as follows:

$$A = \frac{\sum w}{N} \dots\dots\dots \text{(Equation 1)}$$

Where,

**W** = number of individuals of a species/sample

**N** = number of sample

Weed dominance: abundance of individual of species in relation to total abundance. it is calculated as:

$$D = \frac{A * 100}{\sum A} \dots\dots\dots \text{(Equation 2)}$$

$$\text{Density} = \frac{\text{No. of weed of agiven species}}{\text{area}} \dots\dots\dots \text{(Equation 3)}$$

#### Agronomic Traits of Sesame

Number of capsules per plant and number of seeds per capsule were counted from five randomly selected plants per plot. Plant height is one of the growth parameter that was measured from five plants per plot. To determine the number of seeds per capsule, the seeds of three capsules (lower, medium, and uppermost position on the plant) from each of five

plants were counted. Seed yield of each plot was weighed in grams and converted to area basis to determine the yield in kg/ha.

### Weed growth

The different grassy and broad leaved weeds observed in association with sesame crop in the study area were Sudan grass (*Topas*), *Rhynchosia malacophylla* (*Teken*), *Ipomoea* spp. (*Dereya*), *Indigofera* spp. (*Demayto*), *Commelina foecunda* (*Wuhankur*) and *Xanthium abyssinicum* (*Begdzemed*). Among the two categories of weeds, broad leaved weeds showed more variation in species composition.

Result and discussion

Table.1.Effect of organic mulching on weed abundance in sesame fields

treatment	RM		Ip spp		XA		CF		INS		Sg	
	Abundance	Density	Abundance	density	Abundance	density	Abundance	Density	Abundance	density	abundance	density
No mulch	60.5	242.0	20.5	82.0	18.0	72.0	26.0	104.0	17.5	70	18.0	72
Rice straw	56.0	224.0	17.5	70.0	11.0	44.0	14.0	56.0	7.5	30	9.0	36
Sesame straw	27.5	110.0	9.0	36.0	3.3	13.2	9.0	36.0	3.5	14	3.0	12
Sorghum straw	33.0	132.0	17.5	70.0	6.5	26.0	10.5	42.0	5.0	20	3.5	14
Sudan grass	33.0	132.0	10.2	40.7	6.8	27.0	11.5	46.0	6.5	26	7.5	30
CV	32.5	32.4	20	20.0	41.8	41.8	37.6	37.0	40.7	40.7	48.6	48.6
LSD	16.3	65.1	3.6	14.24	4.6	18.2	6.4	25.5	3.9	15.6	4.8	19.0

RM=Rahynochosiamalacophylla XA=Xanthiumabyssinicum INS= *Indigofera* CF= *Commelina Foecunda* IP= *Ipomoea spp*  
 sg= Sudan grass

### **Influence of organic mulch on broad leafed weed in abundance and density**

All broad leafed weeds such as *Rahynochosia malacophylla*, *Ipomea* spp., *Commelina foecunda*, *Indigofera* spp. and *Xanthium abyssinicum* in sesame field showed highly significant difference at ( $p < 0.01$ ) in abundance and density. Abundant and dense weeds of *Rahynochosia malacophylla*, *Ipomea* spp., were noted at no mulch though statistically insignificant with rice straw. In other hand less abundant and dense weeds of *Rahynochosia malacophylla*, *Ipomea* spp., was noted at sorghum, sesame and Sudan grass mulch respectively (Table1). *Commelina foecunda* and *Indigofera* spp. weeds were easily influenced by all organic mulches in abundance and density (Table 1). *Xanthium abyssinicum* weed was influenced by all mulch material compared to bare plot though there was insignificant difference among organic mulches except for sesame straw. This influence of organic mulch on weeds could be due to the nature of mulch material suppress weed growth through direct sunlight prevention to growing weed seedling and suffocation. This result in line with (Stiegler, Richardson et al. 2011), who reported dry grass reduced weed infestation significantly. In addition a layer of mulching material prevents weed growth by inhabiting light penetration (Ossoml, Pace et al. 2001).

Organic mulching had high significant difference at ( $p < 0.01$ ) on Sudan grass weed in terms of abundance and density. The highest Sudan grass weed abundance and density was recorded at bare plot while the lowest at sesame straw mulch (Table 1).

### **Influence of organic mulching on weed frequency and dominance**

The analysis of variance revealed that organic mulch have significant difference ( $p < 0.05$ ) on weed frequency in all weeds except *Rahynochosia malacophylla*. All weeds were frequently occurred on the bare and rice mulched plots while less frequent weed occurred on organic mulching except in the case *Rahynochosia malacophylla* which occurred frequently on all treatment (fig. 1).

The analysis of variance also shown that organic mulching have insignificant difference ( $p > 0.05$ ) on weed dominance in the case of all weed except on Sudan grass (fig. 2).



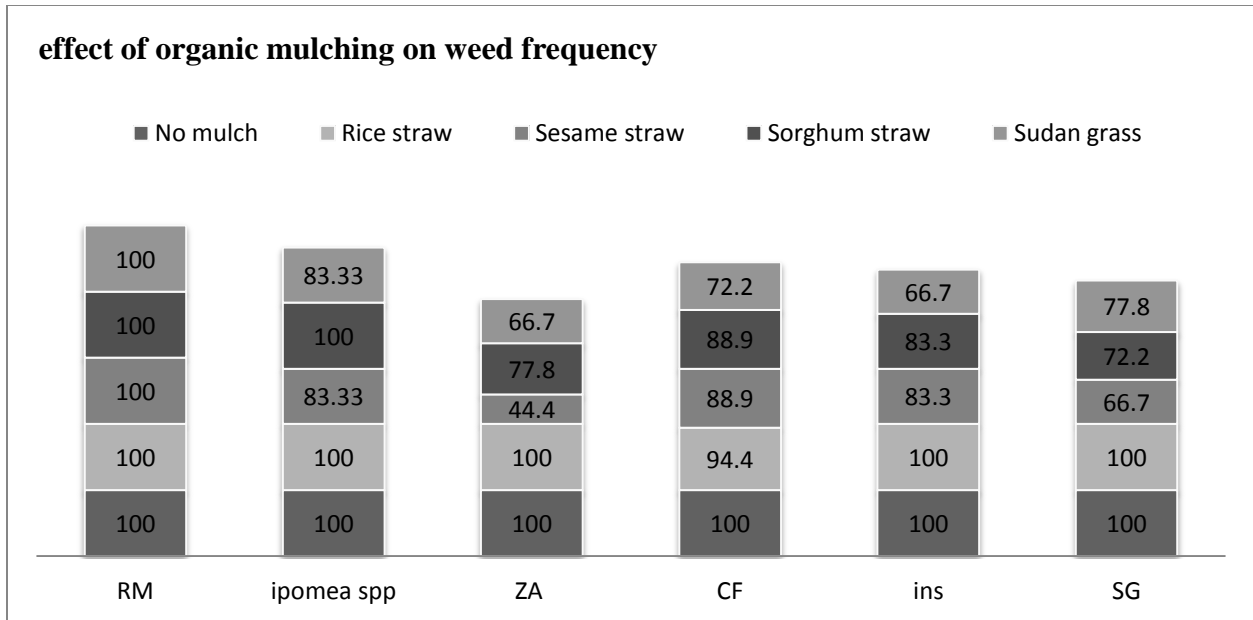


figure1. weed frequency

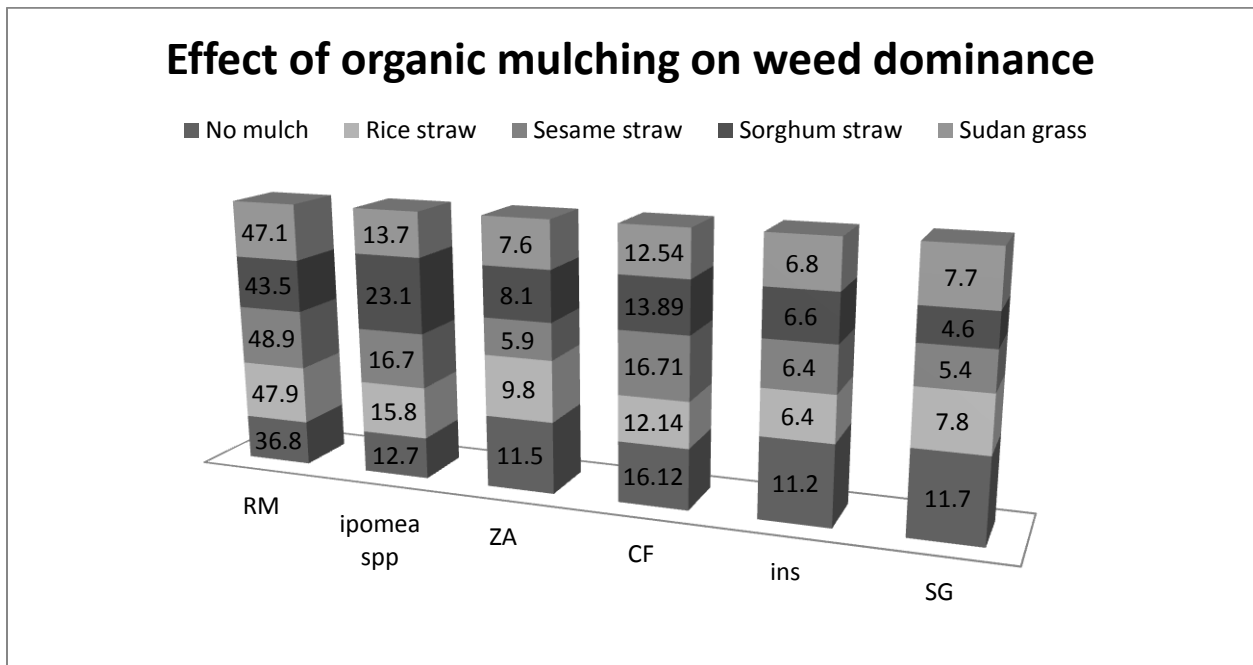


figure 2 weed dominancy

### Plant height

The analysis of variance showed that organic mulching have highly significant difference ( $P < 0.01$ ) on plant height. The tallest plant height (87.1cm) was recorded at Sudan grass while the shortest plant height (56cm) was recorded at bare plots (Table 2). Since the mulch treatment reduced weed infestation as a result the overall performance of the plant superior compared to bare treatment which is weedy. This result in line with Ajibola et al. [16], reported elephant grass produce highest plant compared to no mulch via weed suppression. This highest plant height in mulch plot could be due to less competition to resource for sesame via controlling undesirable weed.

### Number of capsule per plant

The analysis of variance revealed that number of capsule per plant showed highly significant difference ( $p < 0.01$ ) among treatment. The highest numbers of capsule per plant (39.7 & 37.7) were noted at Sudan grass and sesame mulch material, while the lowest was (27.1) recorded at bare plots (Table 2). This could be due to the benefit of mulching material in weed suppression. Sudan grass and sesame straw were effective due to their un decomposed nature. Elephant grass mulching produce comparable result with other weed control option such as hand weeding and herbicide [16]. The lowest number of capsules in no mulch plot could be due to sever competition for resource such as water, nutrient and light and this sever competition prevent from conversion of all produced flower to capsule.

### Number of seeds per capsule

The analysis of variance shown that organic mulching has highly significant difference ( $p < 0.01$ ) on number of seeds per capsule compared to bare treatment. All mulching materials didn't show significant difference in between except rice straw. The highest number of seeds per capsule was noted in Sudan grass, sesame and sorghum mulching material, while the lowest was noted bare treatment (Table 2). The less weed competition in mulch covered plots favors better number of seeds per capsule due to adequate availability of resource for grain filling in the mulch treated plots.

## Yield (kg/ha)

The analysis of variance revealed that organic mulching have highly significant difference ( $p < 0.001$ ) on yield compared to bare treatment. All mulching materials have significant difference among them except sorghum and sesame insignificant difference in between. The highest yield (695 kg/ha) was recorded at Sudan grass, while the lowest (225 kg/ha) was recorded at bare plots (Table 2). Mulch treatment as means of weed control increased 67.6% yield compared to bare plots. This might be due to the mulching material had significant effect on important agronomic parameter such as plant height, number of capsule and number of seeds per capsule.

Table.2 Influence of mulching on yield and yield component of sesame

Treatment	PH	NSPP	NCPP	Yield (kg/ha)
No mulch	56.0 <sup>d</sup>	35.0 <sup>c</sup>	27.1 <sup>c</sup>	225.0 <sup>d</sup>
Rice mulch	77.9 <sup>c</sup>	39.8 <sup>b</sup>	29.7 <sup>c</sup>	496.0 <sup>c</sup>
Sesame mulch	86.0 <sup>ab</sup>	43.5 <sup>a</sup>	37.7 <sup>ab</sup>	587.9 <sup>b</sup>
Sorghum mulch	82.6 <sup>b</sup>	43.0 <sup>a</sup>	31.8 <sup>bc</sup>	550.2 <sup>b</sup>
Sudan grass mulch	87.1 <sup>a</sup>	44.3 <sup>a</sup>	39.7 <sup>a</sup>	695.0 <sup>a</sup>
CV (%)	4.5	3.7	15	7.2
LSD	4.2	1.9	6.1	44.7

## Conclusion

The result of the study show that organic mulching had great influence on weed abundance, frequency, dominance and density and as a result good plant performance and yield compared to control.

## **Acknowledgment**

The authors acknowledge the Tigray Agricultural Research Institute, Humera Agricultural Research Center, Mekelle University, and SBN Project for providing the financial assistance and other facilities for the completion of this study. The authors also thank the colleagues who supported them during the study.

## **Conflict of interest**

The author revealed that there is no conflict of interest on publication of this paper.

## **Data availability**

The data used to support this finding will be available up on request.



## References

- Ajibola, A.,T. Modupeola, and A. Adenuga, "Effect of different weed control practices on growth and yield of sesame in southwest Nigeria," *Journal of Biological and Chemical Research*, vol. 31, no. 2, pp. 1093–1100, 2014.
- Bhadauria, N., et al., *Integrated weed management in sesame*. *Indian Journal of Weed Science*, 2012. **44**(4): p. 235-237.
- Döring, T.F., et al., *Effects of straw mulch on soil nitrate dynamics, weeds, and yield and soil erosion in organically grown potatoes*. *Field crops research*, 2005. **94**(2-3): p. 238-249.
- Gupta, G., *Effects of mulching and fertilizer application on initial development of some tree species*. *Forest Ecology and Management*, 1991. **44**(2-4): p. 211-221.
- Havlin, J., et al., *Crop rotation and tillage effects on soil organic carbon and nitrogen*. *Soil Science Society of America Journal*, 1990. **54**(2): p. 448-452.
- Jodaugienė, D., et al., *The impact of different types of organic mulches on weed emergence*. *Agronomy Research*, 2006. **4**: p. 197-201.
- Langham, D.R., *Phenology of sesame*. *Issues in New Crops and New Uses*, Janick & Whipkey, eds., ASHS Press, Alexandria, VA, 2007: p. 144-182.
- Mizan, A., W. Gebremedhin, and J. Sharma. *Sesame crops versus weeds: when is the critical period of weed control? in 9th African Crop Science, Conference Proceedings, Cape Town, South Africa, 28 September-2 October 2009*. 2009. African Crop Science Society.
- Ossoml, E., et al., *Effect of mulch on weed infestation, soil temperature, nutrient concentration, and tuber yield in Ipomoea batatas (L.) Lam. in Papua New Guinea*. *Tropical agriculture*, 2001.
- Ramakrishna, A., et al., *Effect of mulch on soil temperature, moisture, weed infestation and yield of groundnut in northern Vietnam*. *Field Crops Research*, 2006. **95**(2): p. 115-125.
- Sharma, P.K. and C. Acharya, *Carry-over of residual soil moisture with mulching and conservation tillage practices for sowing of rainfed wheat (Triticum aestivum L.) in north-west India*. *Soil and Tillage Research*, 2000. **57**(1-2): p. 43-52.
- Sinkevičienė, A., et al., *The influence of organic mulches on soil properties and crop yield*. *Agronomy Research*, 2009. **7**(1): p. 485-491.
- Sønsteby, A., A. Nes, and F. Måge, *Effects of bark mulch and NPK fertilizer on yield, leaf nutrient status and soil mineral nitrogen during three years of strawberry production*. *Acta Agriculturae Scandinavica, Section B-Soil & Plant Science*, 2004. **54**(3): p. 128-134.
- Stiegler, J.C., et al., *Field-based measurement of ammonia volatilization following foliar applications of urea to putting green turf*. *Crop science*, 2011. **51**(4): p. 1767-1773.
- Teame, G., A. Tsegay, and B. Abrha, *Effect of Organic Mulching on Soil Moisture, Yield, and Yield Contributing Components of Sesame (Sesamum indicum L.)*. *International Journal of Agronomy*, 2017. **2017**: p. 6.
- Trade, M.o., *Oilseed production and marketing situation in Ethiopia*. C:\Documents and Settings\user1\Desktop\Crop Profiles. mht (15/01/08), 2013.