

## **Original Research Article**

### Understanding segregation and recycling practices of tin cans and plastic bottles in the household, municipality and agency in Zanzibar

#### **Abstract:**

This study seeks to understand waste handling and disposal practices including factors hindering segregation and recycling of plastic bottle and tin cans in Zanzibar. Focusing specifically on the household, schools, collectors, pickers, key informants and recycling agencies in Zanzibar, the study was uncovering the factors that influence the separation and selling of empty plastic bottles and tin cans from household level to recycling agencies present in Zanzibar. This study was therefore done to understand the current practices on waste recycling, agencies involved, and identify barriers to market penetration from household's level to recycling agencies. Data was collected from 60 household surveys, focus group discussions with secondary schools students and NGOs, in-depth interview with key informants, and systematic observations in the households, recycling agencies and collectors. The findings show that waste is generally not separated in households, among collectors and Zanzibar Municipality Council. The study identifies lack of proper education, poor knowledge of law and policy enforcement, insufficient capital, limited storage warehouses and an unstable recycling market as among the major challenges to sustainable handling of plastic bottle and tin can wastes. To encourage tin can and plastic bottle users to separate their waste and hand in their plastic bottles and tin cans for recycling, the study recommends a number of suggestions to improve the situation such as, provision of proper education and loan, law enforcement, promotion of environmental clubs, as well as creation of a more stable market for the recycling agents.

**Key Words:** Plastic bottles; Recycling agencies; Tin cans; Households

#### **Introduction**

Sustainable solid waste management is a serious problem not only for developing countries but also for the developed countries [1]. Enormous amounts of waste are generated throughout the world and the most crucial question posed is how to manage these wastes effectively and efficiently to protect the environment and human health [2]. The organic component of Municipal Solid Waste may not be too much of a problem since that is biodegradable. However,

plastics and metallic parts like tin cans in solid waste can be quite problematic because they are non-biodegradable and therefore can stay in the environment for a considerable length of time causing all sorts of problems [1]. In other cities around the world, however, local authorities have intervened to introduce solid waste management practices and promote the recycling of solid waste. In Can Tho City, Vietnam, for example, household solid waste is collected from each household and classified into ten physical categories; plastic waste is further segregated into 22 subcategories [3]. In Madrid, communication campaigns that involve residents were found as the best way to reduce solid waste and promote recycling [4]. An assessment of such practice in various countries in Africa as carried by some workers showed numerous benefits of recycling of plastic wastes in addition to its being more environmentally friendly compared to the other methods of waste disposal[1]. Other workers contended that recycling of plastic waste lead to material and energy recovery and therefore value will be derived from the waste instead of regarding it as garbage [5]

Zanzibar city like other cities of the developing countries has been experiencing a number of hindrances in dealing with solid waste effectively. There is no formal solid waste management system in Zanzibar so people collect waste in containers such as plastic bags, buckets, palm baskets which are then disposed throughout the suburb [6][7]. Rotting waste attracts scavengers such as rats, which leads to the waste being scattered widely, often ending up in rivers and streams. As a result of inadequate waste management and storm water management, the residents of Zanzibar town live in unhealthy conditions, which have a negative impact on their health and quality of life [6]. The spread of municipal solid waste (MSW) in Zanzibar municipality creates environmental pollution, unpleasant urban conditions, contamination of water sources and coastal areas. It also harbours malaria vectors [8]. About half of domestic waste produce annually failed to reach the main disposal sites due to insufficient staff, solid waste technology and infrastructure [9]

The Stone Town Act No. 3 of 1994 allows for private agents to work on solid waste management. On 19<sup>th</sup> March 2008, the non-governmental organization, Zanzibar Scrapes and Environment Association (ZASEA) was officially registered. Its aim was to conduct sustainable solid waste management in Zanzibar on a long-term basis, focusing specifically on collection and export of plastic scraps, waste management education, and environmental conservation. The association was formed as a result of a rapid increase in plastic waste in Zanzibar and lack of management and proper disposal systems. Despite the presence of this organization and others like it, plastic bottles and tin can waste still remains high in and around Stone Town [10].

In his study from 2010, Vuai while working on Characterization of MSW and Related Waste-Derived-Compost in Zanzibar municipality reported that most of the waste is of domestic and vegetable market in origin, and could thus be used for compost production, by which 60% of the waste could be reduced through aerobic composting[8]. In this case, the introduction of a well institutionalized system in dealing with waste could be of advantage in agricultural sector where this compost could be utilized in agricultural activities to boost production. Currently different

types of waste management options are used in Zanzibar such as land filling, open burning, incineration. Some workers, however showed that management of plastic waste through combustion (incineration) and land filling are not environmentally friendly and are unsustainable since incineration releases carbon dioxide, a major contributor to global warming as well as dioxins and furans, which are persistent organic pollutants linked to cancer and respiratory diseases[11]. Land filling is not also desirable since plastics are non-degradable and in doing so, no economic value would have been derived from the waste, thus recycling is the best option in that case.

## MATERIALS AND METHODS

### **Study Site**

This study was conducted in Zanzibar; a semi-autonomous group of islands in the Indian Ocean as part of The United Republic of Tanzania. Zanzibar covers an area of 2643 Km<sup>2</sup>, and total population of 1.3 million (OCGS, 2012). The study was based on the selection of specific three districts Urban district, West district and North district.

### **Methods used for data collection**

**Survey questionnaires:** Household interviews were conducted using a structured questionnaire. The questions were designed to collect information on current practices of solid waste management, in particular plastic bottles and tin cans from domestic waste. A total of sixty survey questionnaires were administered to randomly selected households in two wards (Mkunazini and Vikokotoni) within the municipality

**In-depth interviews:** A total of twenty six (26) in-depth interviews were conducted with five key informants, five managers at recycling agencies, nine municipal council staff and seven collection points' owners and waste pickers. The key informants were selected from different sectors that are familiar with environmental issues. The interviews focused on the current practices along the chain i.e. from segregation, collection, transportation, recycling to marketing of recycled produce. Information on knowledge and awareness levels of actors as well as motivators and challenges was also collected.

All the interviews were conducted and recorded by the interviewer in Kiswahili language and finally was translated in English language by the researchers. Household survey questionnaires were analyzed using SPSS. Interview data were coded and categorized using matrix form to find the themes. The observations were guided by the checklist, making the data collection easier to simplify for the analysis.

**Focus Group Discussion (FGD):** A total of seven FGDs were conducted. Two of these were done with municipality staff responsible for waste management, three with youths in three different secondary schools (one in each school), and one with participants from NGOs involved in environmental conservation and the last FGD was with a group of participants from collection and recycling agencies. The discussion themes included current practices of segregation and recycling, perceptions on waste segregation and recycling and factors motivating and hindering the practice.

**Observations:** An observation checklist was prepared and observations were made at households, collection and recycling sites, while conducting interviews. Observations focused on the general condition of the agencies, collectors and households concerning segregation and recycling as well as general waste scattered outside the house and the street.

**Data analysis:** All FGDs and interviews were conducted in *Swahili* and notes were taken during the interviews and discussions. Focus group discussions were translated into English from Swahili by researchers. The questionnaires, observations and interviews were structured into subthemes that guided the analysis. Quantitative data from questionnaires was entered into SPSS software program (version 17) and descriptive answers computed in verbatim text.

## RESULTS

**Table 1. Mean Ratings for Household and Street observations on the collection of PBTC**

Observation	Rating 1	Rating 2	Rating 3	Rating 4	Rating 5	Average
<b>Collection of Waste</b>						
Use of proper dustbin with lid	1.0	1.3	1.2	1.0	0.8	1.06
Use dustbin without lid	2.2	2.5	2.3	2.5	2.1	2.32
Use plastic bag	1.5	1.5	1.8	1.5	1.6	1.58
Improvise materials	0.2	0.3	0.2	0.2	0.3	0.24
Thrown outside of their houses	2.0	2.5	2.2	2.0	2.0	2.14
<b>Disposal site</b>						
Absence of waste around houses	3.0	3.2	3.0	3.5	3.0	3.14
Absence of waste in the streets	2.6	3.0	2.8	2.5	2.5	2.68
Presence of ZMCP waste container	1.0	1.0	1.0	1.0	1.0	1.0
Condition of ZMCP waste container	0.9	0.8	1.0	1.0	0.8	0.9
Separation of waste	0.1	0.1	0.2	0.1	0.2	0.14

Rating scale: 1=very poor, 2= poor, 3= fair, 4=good and 5=very good

**Table 2:** Household response on domestic waste segregation, presence of agents and source of income (n=60)

Ward	Answer	Number of households attending training on domestic waste separation	Percentage	Presence of purchasing agents	Percentage	PBTC as a source of income	Percentage (%)
<b>Mkunazini</b>	<b>Yes</b>	4	7	0	0	54	90
	<b>No</b>	56	93	60	100	6	10
<b>Vitokoni</b>	Yes	6	10	3	5	50	83.3
	No	54	90	57	95	10	16.7

**Table 3:** Limitations and solutions to separation and selling of PBTC waste

Sources	Limitations	Solution
---------	-------------	----------

FGD	<ul style="list-style-type: none"> <li>• Lack of education</li> <li>• No provision of right education</li> <li>• Lack of unreliable market</li> <li>• Lack of equipment</li> <li>• No purchasing agents</li> </ul>	<ul style="list-style-type: none"> <li>• Provision of proper education</li> <li>• Promotion of environmental clubs</li> <li>• Good prices</li> </ul>
Key informants	<ul style="list-style-type: none"> <li>• Absence of provision of right education</li> <li>• Lack of proper equipment</li> <li>• No agents in the ward</li> <li>• Lack of unreliable market</li> <li>• In adequate number of ZMCP staff</li> <li>• Low salary for ZMCP staff and delays in payment of overtime</li> </ul>	<ul style="list-style-type: none"> <li>• Provision of proper education</li> <li>• Salary increase</li> <li>• Reliable market</li> <li>• Prompt payment for overtime</li> <li>• ZMCP should do separation of waste</li> <li>• ZMCP should increase the number of collecting wastes-bin to community</li> </ul>
Household survey	<ul style="list-style-type: none"> <li>• Lack of equipment (6)*</li> <li>• Lack of education (17)</li> <li>• Absence of laws (50)</li> <li>• Lack of community awareness (27)</li> </ul>	<ul style="list-style-type: none"> <li>• Supply of equipment (13)</li> <li>• Proper education (13)</li> <li>• Law enforcement (33)</li> <li>• Community awareness campaign (41)</li> </ul>
Agencies	<ul style="list-style-type: none"> <li>• Insufficient capital</li> <li>• Insufficient skilled staff</li> <li>• Bad community attitude in the business</li> <li>• Lack of storage warehouse</li> <li>• Lack of support from the Government</li> <li>• High transport cost</li> <li>• Poor education from community and staff</li> </ul>	<ul style="list-style-type: none"> <li>• Proper provision of education on waste management</li> <li>• Provision of loan without interest</li> <li>• Allocation of warehouses</li> <li>• Government and political support</li> <li>• Improve infrastructure eg roads, electricity supply</li> </ul>

\*A number in brackets indicate percentage of respondents

### Waste handling and disposal practices

The FGD results revealed that the, household solid waste is usually collected in plastic buckets, plastic sacks and dustbins. Information obtained from the household survey in Mkunazini and Vikokotoni wards on the type of containers used to collect waste in household's shows that 23% and 16.7% (Mkunazini and Vikokotoni wards) of households were using large plastic containers, 54% and 33 % were using small buckets, while 23% and 50 % were using other improvised materials. The observation made in households on collection and disposal habits were rated, and are presented in Table 1. The FGD shows that there is no specific household member in charge

of waste collection, although older siblings usually perform this duty). The waste was placed outside each household for the Zanzibar Municipal Council (ZMC) staff to collect. It is collected in trolleys and disposed at the Darajani temporary dumping site. There was no ZMC Lorry litterbin located nearby, so the ZMC staff has to carry household waste away to the dump site. A similar response was obtained from key informants. In the case of agencies, the observation results shows that most of employees do not use protective gears during sorting, shredding and cleaning process

Key informants and participants in the FGD said that PBTC was not separated from other types of solid waste in households or at dumping sites. In the household survey in Mkunazini and Vikokotoni wards 76% and 67% of households indicated that they do not separate PBTC; 11% and 0% re-use PBTC, and only 13% and 33% separated PBTC before disposal. However, a participant in the FGD said that their household used to separate PBTC from other solid waste, placing into a separate plastic bag. But when collecting this waste, the ZMC staff mixes the separated and other solid waste, so the household obviously stopped separating their PBTC from other types of solid waste. Another participant in the FGD shared a different experience:

*“We don’t separate plastic bottles and tin cans from other waste here during working hours, but sometimes hawkers come by to pick up plastic bottles and tin cans. They confirmed selling them to agents although the market is not sustainable.”*

Currently, the municipality has no formal disposal site after they were stopped using the Tunguu site in the Urban West district (following community protests over the poor state of the disposal site). According to the officials, all solid waste should be disposed at the Darajani Temporary Disposal Site. However, key informants in this study reported that solid waste was occasionally sold to individual citizens who used them as compost, or simply dumped on open trenches in the outskirts of the municipality. Key informants estimated that the community generates about one million plastic bottles and tin cans per week in Stone town alone.

### **Training on separation of solid waste**

ZMC staff, Mkunazini and Vikokotoni residents had not received prior training on the separation of household waste. But FGD with youth participants in high schools said that they had been trained on waste segregation in their environmental clubs. However, they only practiced separation of waste at school but not at home. As one participant explain Ed

*“We are getting training in our school as our school has environmental and UN clubs which offer knowledge on separating organic matters and inorganic matters from other types of waste. But we rarely practice what we have learnt from school and the separating practice is only limited to our school environment”*



Solid waste agencies and collectors also said that they had not received any form of training. They said that training on waste handling and provision of protective gears are among the key challenges they faced in their daily duties.

### **Solid waste as a source of income**

Results obtained from the household survey on solid waste training, purchasing of PBTC and the income potential of PBTC is shown in Table 2. It shows that 87% of the respondents had not received any type of training on the separation of domestic solid waste. From the survey, an appreciable number of participants acknowledged that PBTC could be a source of income. FGD and key informant interviews showed that households in the Mkunazini and Vikokotoni wards were aware that PBTC waste could be sold and become a source of household income. However, they did not have further information on the purchasing agents and where to find them. All they knew was that there were no formal or informal agents purchasing and recycling plastic bottles and tin cans within the Mkunazini and **Vitokoni ward**.

### **Factors limiting the separation and selling of PBTC waste – and possible solutions**

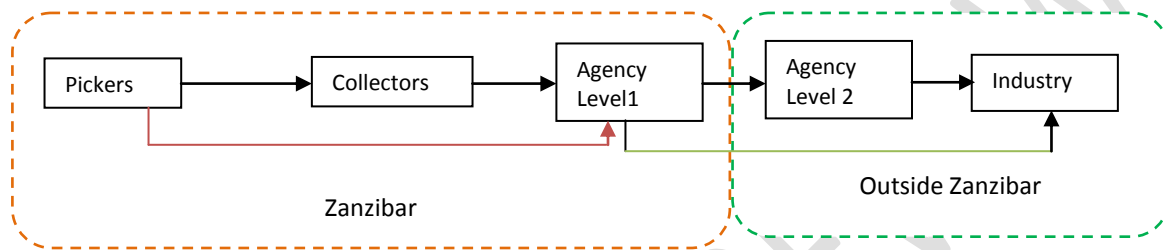
The key informants and participants in the FGD identified a number of factors that limit the selling and separation of PBTC waste; they also came up with possible solutions to this problem. Their input is presented in Table 3, in order of priority. As the table suggests, the key informants and participants in the FGD identified the lack of education on proper PBTC waste handling and disposal practices– in households as well as among ZMC staff –to be the main reason why domestic PBTC waste is not separated and sold to recycling agents. Education comprises lack of knowledge on the importance and benefits of engaging in effective waste handling and disposal practices, as well as how to actually perform these practices.

### **Characteristics of recycling agencies**

Results obtained from the interviews and observations showed that most of the recycling agencies that exist in Zanzibar are small-scale and informal, owned by local people who are engaged in the initial stage of the recycling process. These agencies have many activities taking place at the site, though they do not have enough permanent staffs and enough capital for the sustainable management of the recycling business. The two recycling agencies visited employed about 16 people at the site. Majority of the staffs were untrained workers who work on daily basis at a pay of about 4000 Tsh. Productivity from workers is low due to poor facilities and equipment that they use. On average, each of the two agencies processed about 1.5 tons of shredded plastics which they sell to recycling factories outside the country for processing.

## How plastic bottles and tin cans are obtained from households

The results from the interview with Agents indicated that the formal agents receive plastic bottles and tin cans from pickers and collectors (informal agents), which are picked from households, streets, dumps and hotels and send them to the collectors or directly to the agencies as shown in the Figure 1. This result was consistent with results from interviews with the collectors who said that they collect empty plastic bottles and tin cans from the same sources and send to the agencies. Similar views were obtained from the interview with MRA who argued that they also get plastic bottles from individual pickers and collectors.



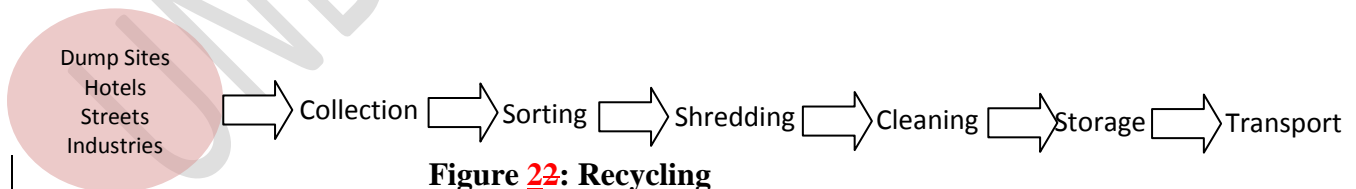
**Figure 14:** Plastic bottle and tin cans chain from pickers to the industry

The results from the interviews with the agencies showed that they received enough amounts of plastic bottles to satisfy their demands. However, there were cases where by the agencies and collectors, occasionally had to turn away sellers until they sell their stock to the agency Level 2 that are outside Zanzibar. MRA did not report any cases where prospective selling agents are turned down as he said they continuously buy empty bottles from pickers and collectors.

## Recycling process

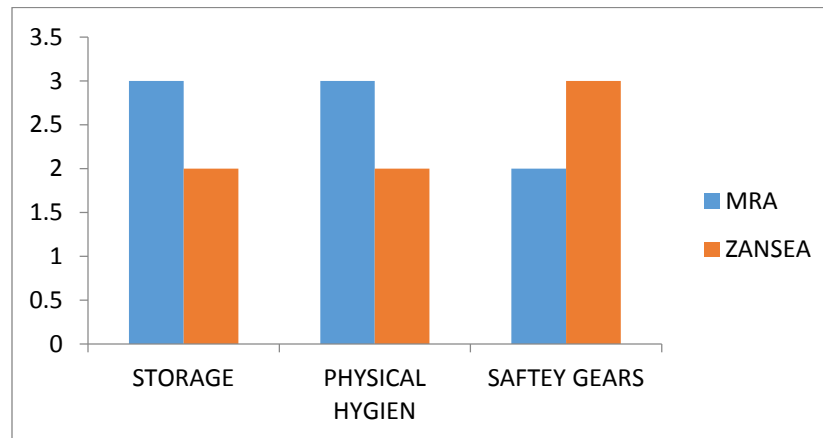
Five stages were identified in the recycling process that is done within Zanzibar (see Figure 2).

- 1. Collection:** Collection is done by pickers who obtain the plastic bottle and tin cans from different areas such as from the shops, markets, hotels, restaurants, on the streets and mainly at the dump sites. After collection, other processes are undergone as described in the Figure 2



**Figure 22:** Recycling

- 2. Storage:** Storage is done before and after shredding. Interviews with agencies revealed that there were enough space for storage of plastic bottles and tin cans. However, the results from the observation confirmed that there was no enough space for storage as shown in Figure 3.. Empty bottles and cans were seen scattered everywhere at the sites and this made the workers to have difficult time finding their way to the machine rooms.



Key: 1 very poor, 2 poor, 3 satisfactory, 4 good, 5 very good

**Figure 3: Observation Results**

3. **Sorting:** Plastic bottles and tin cans are available in different sizes, colours, and materials. Sorting process is carried out to categorized bottles and tin cans according to their commonalities and to remove unwanted materials. The respondent from ZASEA stated, “Some customers mix stones and iron in their bags to increase the weight so that they can be paid more.” Researchers observed some employees from both ZASEA and MRA segregating bottles with respect to the colour; and processed bottle lids separately to improve quality of the product.
4. **Shredding and flattening:** The sorted plastic bottles are shredded into small chips while the tin cans are flattened to minimize the volume. The interview with ZASEA and MRA indicated that in average, they can shred up to 1.5 tons a day. The results from the interview further showed that sometimes machine shreds hard material like stones which were not seen during separation. When this happened, knives became damaged and consequently cause the machines to stop operating until repaired.
5. **Cleaning and packaging:** Observation from ZASEA showed that after shredding of the plastic bottles, the product containing plastic chips, dust and sand were sieved to get clean plastic chips. These chips were then **packed** into the bags ready for transport. However observation from MRA, revealed that output products were washed, sieved, and dried. Subsequently the clean chips were **packed** for transportation.

### **Factors impeding agencies from penetrating households waste**

**Limited capital and Steady market:** Based on the interview with key informant from Zanrec, data revealed that most agencies here in Zanzibar have limited capital to run their business sustainably. This result was also supported by one collector who stated “I have ceased collecting and buying bottles as sometimes the agents stop buying the bottles and consequently stick my capital”. The interview with ZASEA agency also revealed that lack of persistent market led them to cease buying bottles and tin cans from both pickers and collectors.

**Working Equipment:** Data from both interviews and observation showed that the agencies use simple machines (shredders) and they were very few, that is, each agency had only one working

machine. In interview with ZASEA the respondent stated, “*We provide tools such as masks, gloves, ear mumps and safety boot to our staffs*”. However, the observation showed that the staff were working bare feet, without gloves and other safety materials with little hygienic concern as elaborated in the Figure 3.

***Neighborhood resistance due to noise pollution:*** The researchers observed that one of the agencies received a letter of complaint from the Local Government that claimed that neighbours keep complaining about the noise pollution from the machine. This complaint impedes the agency to work during night time.

***Lack of clear policy:*** Interview with the key informants indicated that there is no clear policy that governs the recycling of plastics and tin materials. Consequently households mix empty bottles and tin cans with organic waste. This resulted pickers and collectors to get dirty bottles and tin cans with nasty smell.

***People’s negative attitude:*** The interview with one collector showed that there are number of people who believed that reasonable people do not have to collect empty plastic bottles and tin cans. This respondent stated: “*People believe that I’m a madman as I pass on the street to collect empty bottles and tin cans*”. The interviewee further added that “*If I don’t ignore their words I couldn’t have continued with this job*”.

***Lack of reliable power:*** The interview with one of the key informants showed that lack of reliable electric power is an impediment in running recycling factory. This respondent insisted that failure to have a reliable power is a big challenge to run this kind of business.

## **Discussion**

### **Waste handling, separation and disposal practices**

The study provide a clear impression of solid waste management – particularly plastic bottles and tin cans – in the Mkunazini ward. It also showed the presence of scattered plastic bottles, tin cans and other domestic waste along the streets of the ward. Most residents keep their waste outside their house and ZMC staff collect it on a daily basis. Observations showed, however, that ZMC does not provide proper containers for storage of domestic waste, so some household use improvised materials that are not safe and cannot be reused. Poor handling and mixing of different types of solid waste have a negative impact on the environment in the ward, resulting in messy streets and a bad smell everywhere (shop keeper). It may even result in an outbreak of diseases. “A study conducted in Accra, Ghana[12] reveals that home collection of waste is limited to high and certain middle income areas, while the poor are left to contend with the problem on their own. This leads to indiscriminate disposal of waste in surface drains, canals and streams, creating unsanitary and unsightly environments in many parts of the city”. In a study conducted in Thailand[13], Chiemchaisri *et al* reported that increasing municipal solid waste (MSW) generation with a high fraction of organic waste and a common disposal of open dumping have been common practices for many years in Thailand, and more than 60% of the domestic solid waste is disposed in open system. Other workers [14], draw attention to differences in waste generation depending on demographics and other local factors, but most households dispose of essentially similar types of waste. Variation occurs in waste composition

depending on income levels and category of sources. Variation also occurs based upon the extent of source reduction and recycling opportunities in Dhaka. Similar results were reported by Nguyen *et al*, [15], showing that the household habits and behaviours of plastic waste discharge without placing in the proper dustbin is resulted to scattered of domestic waste and destruction of environmental.

### **Knowledge on agents and income generation**

The findings of this study reveal that most of the household informants had not attended any type of training on solid waste separation, which explains why they continue to mix the various types of solid waste. Lack of training was found to be one of the key barriers to better solid waste management in households. However, the absence of formal and informal purchasing agents in Mkunazini and Vikokotoni wards also accelerates the accumulation of domestic waste in this ward. In a study,[4] it was reported that in Madrid, communication campaigns had influenced citizen awareness of what constitutes hazardous waste and how to properly separate this type of waste. Other workers revealed that the current separation and recycling of domestic waste provide substantial environmental benefits compared to a non-recycling alternative [16].

### **Limiting factors for the separation and selling of PBCT**

Four major limitations for the separation of PBTC were obtained from this study: lack of education, lack of equipment, absence of laws and lack of community awareness. For example, distance to disposal sites is an issue that can be tackled immediately. During observation, some people were seen to leave plastic bottles or other types of solid waste in the street simply because there were no dustbins nearby and the disposal site was far away. However, the Act of Stone Town Conservation states that throwing waste along streets and pavements in Stone Town is prohibited. Some workers [17] reported that the major barriers to municipal solid wastemanagement (MSWM) in developing countries were the lack of a number of resources: government policies, finances, waste characterization, waste collection and segregation, household education, household economics, MSWM administration, MSWM personnel education, MSWM plan, local recycled-material market, technological and human resources, and land availability. As recommended by workers in Ghana on waste management, the policies to guide the successful implementation of waste management in community should be supported by public education and the right infrastructure[18]. Similar results was mentioned in this study that, the absence of policy, law enforcement and infrastructure are among major challenges of waste management in Zanzibar.

### **Different solutions concerning waste handling, disposal practices, selling and separation practices**

The key informants in this study put forward a number of suggestions on how to improve the management of PBTC waste. Among the most important were supply of proper equipment (e.g. wastes containers, wheel barrows, sterilized collection bags etc), education in separation and disposal of solid waste, law enforcement and community awareness campaigns. However, such initiatives will only have sufficient impact if they are combined. For example, household awareness campaigns have no effect if households cannot dispose of their waste in proper containers. By-laws on solid waste management will also need to be enforced to make people realize that they need to change their practices [4]. The need for legislation is supported by a study carried out by Imam *et al* [19], which states that a policy and planning framework for

waste management as well as consistent enforcement of waste by-laws are required if communities are to adopt better solid waste management practices. Moreover, training of ZMC staff on separation of solid waste should be prioritized as well (the ZMC staff interviewed drew attention to the fact that unskilled labour is handling domestic waste). Delay in payment of salaries to waste disposal workers also prevent domestic waste from being collected from the streets and households. Finally, if the formal agents and recycling companies that purchase PBTC and other types of solid waste were more visible in the Mkunazini and Vikokotoni wards (e.g. with offices), people's awareness of waste separation and disposal might increase.

### **Challenges and suggestions of recycling agencies**

This study shows details on the processes involved in obtaining and processing plastic bottles and tin cans for recycling among recycling agencies in Zanzibar and the barriers leading to poor market penetration. According to the present study separation is always given a priority before shredding so as to minimize the risk of unwanted objects from getting into the shredding machines which might lead to blocking and damaging of the machines as well as maintaining the quality of the products. This finding corresponds with the results of other studies [20] that found that segregation is important before crushing. However the reason given from agents that they separate because customers mix other solid wastes such as stones in plastic bottles for adding more weight hence the earn more money is in contrast with the findings of other workers [21] who stated that the problem of separation exist because people are not familiar with all types of plastic material.

The main sources of plastic bottles and tin cans in Zanzibar were given in this study as shops, restaurants, hotels, streets, industries and mainly from the dumps. However, there is a global tendency of picking plastic bottles and tin cans from municipal waste disposal and dumping sites due to the lack of separation of domestic waste from households. Therefore it is now a high time for Zanzibar to adopt formal ways of waste disposal for recycling to succeed. Interviews and observations with ZASEA and MRA revealed that they washed the plastic materials after being shredded. ZASEA sieved the output to get the chips only whereas MRA washed, sieved and dried to enhance quality. Different findings were obtained from other workers [22] who argued that containers and bottles should be rinsed before process so as to remove any residue and this would avoid odour and contamination issues while they were proceed. However this deem difficult for the Zanzibar context because of the lack of cleaning facilities in the agencies.

Information obtained from pickers showed that there was a negative attitude towards those picking and collecting plastic bottles and tin cans. There is a negative cultural stigma in communities since most insane people are often seen dirty, collecting and carrying solid waste, including plastics as they walk around. The collectors were also seen as people bringing foul smell to communities. However findings had revealed that collection and selling of plastic bottles and tin cans was seen as purely an economic activity which generates funds for households [23]. So perceptions on collectors in Zanzibar may need to change for separation and recycling of waste to succeed.

Information obtained from the study showed that workers were provided with safety gears such as gloves, safety boots, mask and ear mumps for safety reasons. However most workers were not always using those equipments. Similar findings were obtained from some workers who showed

that workers were supplied with protective clothing but they were reluctant to use them[24]. The reasons given by workers to why they were not using them are many but negligence and weather discomfort were the most prominent.

There is no clear policy regarding plastic bottle recycling in Zanzibar municipality. This study also showed that there is a minimum involvement of Zanzibar municipality in enhancing recycling. Likewise, a study showed that there is a low percent of district municipality involvement in waste management[25]. However, other workers posited the importance of authorities to support regional network so as to promote waste recycling[7]. Based on the results, researcher are in opinion that maximum involvement and support from the Municipal Council in recycling process may boost recycling practices in Zanzibar.

## **CONCLUSION**

This study suggests that informal resource recovery (recycling) needs to be supported in order to improve existing practices and to integrate it within municipal solid waste management systems. Recycling should also be incorporated at both the implementation and policy levels of municipal waste management. In addition to that, for recycling to achieve its intended purpose, government authorities must play an important role in the promotion and viability of plastics and tin cans reprocessing activities not only by their approaches to local waste management but also by the economic policies they adopt. People must be educated on the need for separation of waste. Environmental by-laws on improper littering and illegal dumping must be strictly enforced. Furthermore, recovery points can be established for presentation and collection of the used plastic wastes and tin cans for a token. In this case, the plastic and tin wastes become money and people will be willing to deposit these for some cash. Communities also need to change their perceptions towards waste recycling and start seeing it as a source of income.

## ETHICAL APPROVAL

Permission was sought and granted from the Second Vice President's office, the responsible institution for all research conducted in Zanzibar with No: OMPR/M.95/C.6/2/VOL.XIII/52

## REFERENCES

1. Yintii BB, Anim-gyampo M, Braimah MM. Household Perspective of Plastic Waste Management in Urban Ghana : A Case Study of the Bolgatanga Municipality. *Glob J Biol Agric Heal Sci*. 2014;3(2):18–26.
2. Bahri G. Sustainable Management of Plastic Bag Waste: The Case of Nairobi, Kenya. Case Nairobi, Kenya [Internet]. 2005;(September). Available from: <http://lup.lub.lu.se/luur/download?func=downloadFile&recordOid=1325695&fileOid=1325696>
3. Thanh N, Matsui Y, Fujiwara T. Assessment of plastic waste generation and its potential recycling of household solid waste in Can Tho City, Vietnam. *Environ Monit Assess*. 2011 Apr 1;175:23–35.
4. Díaz MJ, Martínez E, Piñeiro C, Palavecinos M, Benayas J, Toribio MA. Involvement of citizens in hazardous waste management and use of recycling centres in the city of Madrid (Spain). *Waste Manag Res J Int Solid Wastes Public Clean Assoc ISWA*. 2012 Jul;30(7):689–99.
5. Kubowicz S, Booth AM. Biodegradability of Plastics: Challenges and Misconceptions. *Environ Sci Technol* [Internet]. 2017 Nov 7;51(21):12058–60. Available from: <https://doi.org/10.1021/acs.est.7b04051>
6. Report F, Reports S. E2525 v5. 2010;2(September).
7. Belonwu N, Chukwuma OJ, O. MM. Environmental Policy and Perception as Strategic Tools for Control of Solid Waste among the Households in Zanzibar. *IIARD Int J Geogr Environ Manag* [Internet]. 2017;3(3):68–84. Available from: [www.iiardpub.org](http://www.iiardpub.org)
8. Vuai SAH. Characterization of MSW and related waste-derived compost in Zanzibar municipality. *Waste Manag & Res J Int Solid Wastes Public Clean Assoc ISWA* [Internet]. 2010;28(2):177–84. Available from: <http://europepmc.org/abstract/MED/19748949>
9. MoHZ. Report on the Mid-Term Review Zanzibar Health Sector Strategic Plan-III. 2018;(May 2017):107.



10. Scrap TZ, Centre R, Open NOW. *Recycling in Zanzibar!*
11. Verma R, Vinoda KS, Papireddy M, Gowda ANS. Toxic Pollutants from Plastic Waste- A Review. *Procedia Environ Sci* [Internet]. 2016;35:701–8. Available from: <https://www.sciencedirect.com/science/article/pii/S187802961630158X>
12. Boadi K, Kuitunen M. Municipal Solid Waste Management in the Accra Metropolitan Area, Ghana. *Environmentalist*. 2003 Sep 1;23:211–8.
13. Chiemchaisri C, Juanga JP, Visvanathan C. Municipal solid waste management in Thailand and disposal emission inventory. *Environ Monit Assess*. 2007 Dec;135(1–3):13–20.
14. Yousuf T, Rahman M. Monitoring quantity and characteristics of municipal solid waste in Dhaka City. *Environ Monit Assess*. 2008 Jan 1;135:3–11.
15. Luong N, Hoang M, Thanh B, Hung N. Challenges for municipal solid waste management practices in Vietnam. *Waste Technol*. 2013 Jul 15;1.
16. Bernstad A, la Cour Jansen J, Aspegren H. Life cycle assessment of a household solid waste source separation programme: a Swedish case study. *Waste Manag Res J Int Solid Wastes Public Clean Assoc ISWA*. 2011 Oct;29(10):1027–42.
17. Troschinetz AM, Mihelcic JR. Sustainable recycling of municipal solid waste in developing countries. *Waste Manag*. 2009 Feb;29(2):915–23.
18. Dagadu P, Nunoo F. Towards municipal solid waste source separation at the household level in Accra, Ghana. *Int J Environ Waste Manag*. 2011 Apr 1;7:411–22.
19. Imam A, Mohammed B, Wilson D, Cheeseman CR. Solid waste management in Abuja, Nigeria. *Waste Manag*. 2008 Feb 1;28:468–72.
20. Muleya F, Kamalondo H. An Investigation of Waste Management Practices in the Zambian Construction Industry. *J Build Constr Plan Res*. 2017;05(01):1–13.
21. Thompson RC, Moore CJ, Saal FSV, Swan SH. Plastics, the environment and human health: Current consensus and future trends. *Philos Trans R Soc B Biol Sci*. 2009;364(1526):2153–66.
22. Breedt AC, Mearns KF. Waste characterisation and management at Mnemba Island Lodge (Zanzibar). 2016;(October):329–38.
23. Nahman A. Extended producer responsibility for packaging waste in South Africa: Current approaches and lessons learned. *Resour Conserv Recycl* [Internet]. 2010;54(3):155–62. Available from: <https://www.sciencedirect.com/science/article/pii/S0921344909001578>
24. Obirih-Opareh N, Post J. Quality assessment of public and private modes of solid waste collection in Accra, Ghana. *Habitat Int* [Internet]. 2002;26(1):95–112. Available from: <https://www.sciencedirect.com/science/article/pii/S0197397501000352>

25. Afrika M. Role of district municipalities in waste management in South Africa [Internet]. 2010. Available from: <http://hdl.handle.net/10204/4896>

UNDER PEER REVIEW