

Germination and Biochemical parameters of the *Triticum aestivum* varieties (Pirsabak and Ata Habib) in response to NaCl stress.

Abstract

Abiotic stress is an important ecological problem limiting crop growth and productivity of other important substances like Carbohydrates, protein, and Chlorophyll 'a' and 'b' contents. The present study was carried out to investigate the effects of various concentrations of NaCl include 20ppm, 40ppm, 60ppm, 80ppm, 100ppm and non-saline concentration on two varieties Ata Habib and Pirsabak of *Triticum aestivum*. Effects of NaCl were observed on Biochemicals contents (Carbohydrates, protein, Chlorophyll a and b) and germination percentage, seedling shoot length, seedling root length, seedling fresh and dry biomass, root numbering and leaf numbering. The result showed that germination and seedling growth reduce when the increasing concentration of NaCl while total carbohydrates and chl 'a' and 'b' increase when increasing the salt application on both varieties but protein contents decrease significantly on a high level of sodium chloride. The overall comparison of both varieties in morphologically and biochemically under sodium chloride the Pirsabak was more affected by NaCl compared to Ata Habib.

Keywords: Sodium chloride, *Triticum aestivum*, Biochemical contents

Introduction

Abiotic stress, like drought, cold, heat nutrient deficiency, and excess of salt or toxic metals in the soil and the survival of plants under adverse environmental conditions relies on the incorporation of stress adaptive metabolic and structural changes into endogenous developmental programs. Abiotic stress affects plant productivity and development thus causing serious agricultural yield losses and intimidate food security. The adversarial effects of these abiotic stresses are exacerbated by climate change, which has been predicted to result in an increased frequency of extreme weather. [1]; [2]; [3]; [4]; [5]. Soil salinity is a universal problem that affects approx. 20 % of irrigated land and reduces crop yields significantly [6]. Excessive salinization of soils is a major agronomical and ecological problem, in particular in arid and semi-arid areas and Mediterranean ecosystems. Increased soil salinity restrains the cultivation of crops in many semi-arid and arid regions of the world and is often caused by non-adapted irrigation practices, and some natural cases such as water around the coasts, salty rain, contamination from the parental rocks, and oceanic salt have worsened the

concentration of salts in the rhizosphere soil [7]; [8]; [9]; [10]; [11]. In such way salinization arable land is becoming widespread throughout the world, and assessments say that salinization of arable land will result in 30% land loss within next 25 years and up to 50% in next 50 years [12]; [13]. Salt damages can decrease chlorophyll and nitrate content, inhibit carbonic anhydrase and nitrate reductase activities, destroy the PSII reaction center, induce ion deficiencies, disrupt electron transport in the photosynthetic apparatus, reduce the net photosynthetic rate stomatal conductance, affect membrane stability index and reduce the relative water content [14]; [15]; [16]. As salinity causes ion disequilibrium and hyperosmotic stress, thereby disabling the vital cellular functions of a plant. Plants try to withstand these stresses either by tolerating it or by adopting a dormant stage, or some molecular, physiological mechanism. These mechanisms are interconnected and finely tuned to create specific responses that lead to the plant's acclimation to changing environments. The maintenance of biological membrane potential, the activities of several enzymes and appropriate osmolyte concentration to cope with cell volume regulation are all dependent on ion homeostasis and, more specifically, on Na⁺ and K⁺ homeostasis [17]; [18]. NaCl stress is an effective strategy to improve secondary metabolites in the plant. It could improve glucosinolates levels and nutritional value of radish sprouts [19] and broccoli florets [20]. NaCl stress also influenced phenolic compounds in buckwheat sprout [21] and anthocyanin in tomato [22]. However, little is known about the effect of NaCl stress on the nutritional quality of the sprouts of different broccoli cultivars.

Wheat (*Triticum aestivum* L.) considered being the second most important cereal in the world. In 2014–2015 9.12 million ha was cultivated with a total production of 25.48 million tons in Pakistan [23] and member of Poaceae family. The production of wheat is estimated to about 691 million tons per year [24]. Wheat crop occupying about 17% of the world's cropped land and contributing 35% of the staple food production will have a crucial bearing on food security and the global economy in the coming decades [25].

Material and Method

Site

To determine the effects of different salinity levels on germination and seedling growth, an experiment was carried out in the Botanical Garden of Botany, Bacha Khan University Charsadda, Pakistan.

Plant materials:

Triticum aestivum seeds were collected from NIFA Research Institute, Peshawar KP. *Triticum aestivum* varieties seeds were surface sterilized with 70% ethanol for 30 seconds and then washed with distilled water.

The research was carried out in randomized pots with three replicates. The NaCl salt was applied on two varieties of Wheat (Pirsabak and Ata Habib) in different concentrations, 0 was taken as control and 20ppm 40ppm 60ppm 80ppm 100ppm sodium chloride solution were used. After 45 days of seed germination, germination percentage, shoot, and root lengths, fresh and dry weight, chlorophyll a chlorophyll-b, protein content, and carbohydrate were recorded. The germination percentage was calculated with the following formula:

Germination percentage(%)

$$= \text{Number of germinated seeds} \times 100 / \text{Number of total seeds}$$

Biochemical Analysis

- i. Chlorophyll content of leaves was determined by the method of [26].
- ii. The protein content of leaves was measured by the method of [27] using BSA as standard.
- iii. Sugar estimation of fresh leaves was done following the method of [28]

Statistical analysis

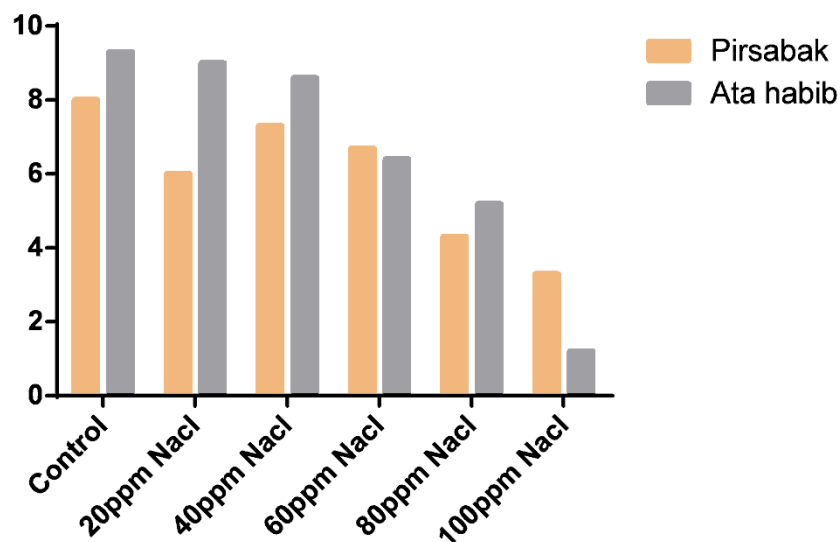
The data collected was transformed to normalize before analyzed using analysis of variance and the average mean comparison using the Newman-Keuls test ($P < 0.05$). Statistically, an analysis was conducted using Statistical Analysis System STATISTICA 10.1 version (Stat Soft, Inc. France).

Results and Discussion

Salinity is the major abiotic stress and significant factor affecting crop growth and production all over the world and especially in the semi-arid and arid regions. Seed germination was toxically affected by salinity stresses (Zhu, 2002). The two cultivars of *Triticum aestivum* (Pirsabak and Ata Habib) treated with different concentrations (control, 20ppm, 40ppm, 60ppm, 80ppm, and 100ppm) of NaCl. Our results show a reduction in germination under salinity as compared to their non-saline media in both varieties but much reduction occurred in Pirsabak compared to Ata Habib (Fig: 1). This decrease in germination percentage is earlier

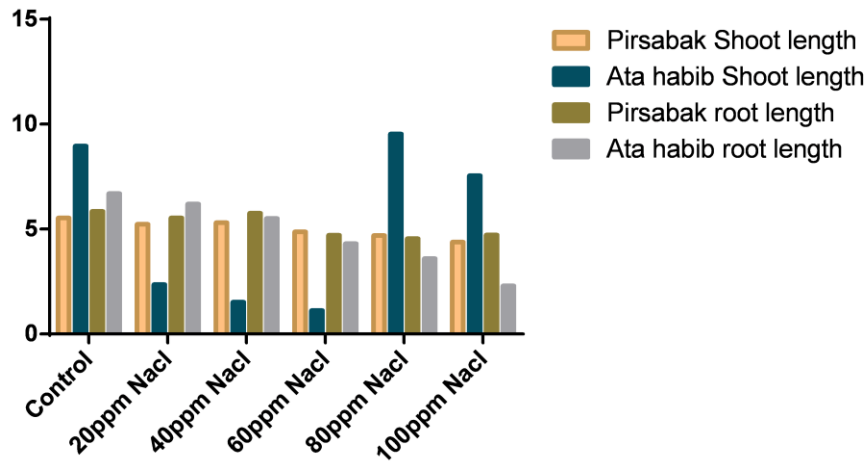
findings on cereals by [29], spinach [30], sunflower [25], chickpea [31] and barley [32]. Similar results were also reported in mustard, by [33]. Seeds of the *Triticum* cultivars treated with NaCl concentrations which significantly reduce the shoot and root length. But shoot length of the cultivars Ata Habib showed increasing on high salinity (60ppm and 80ppm) which is significantly similar to non-saline result (Fig: 2). Significantly reduction in plumule growth with increasing salinity in the present study compared with the findings [34]; [35] who also reported a significant reduction in plumule growth at 10 dS/m and higher salinity concentration. [36] reported the same result that salinity decreases the absorption of water and growth of shoot and root. It's also compared to our results that, root growth speed and nutrient absorption is significantly decreased by salinity [37]. [38] suggested that salinity decreased root and shoot growth and when to increase salinity level, the amount of reduction will also increase. Biomass of *Triticum* (Fresh weight and dry weight) of both varieties significantly reduce under salinity stress as compared to non-saline stress called control (Fig: 3). This is strongly supported by [39] who study that salinity reduced fresh, dry weight and shoot length of *Zea mays* seedlings. The same results were also reported for Corn [40], cucumber and pepper [41]. Many researchers also reported that dry and fresh weights of plant cotton might be affected under saline conditions [42]; [43]. A similar investigation has also been recorded in *Solanum Lycopersicum* [44] and *Zea mays* [45]. our plant's Root and leaf number showed negative effect under sodium chloride of both wheat varieties but the leaf of Pirsabak showed maximum result on high concentration(80ppm) while minimum result on (40ppm) while the other parameters i.e leaf number of Ata Habib, root number of Pirsabak and Ata Habib showed significantly reduction when increasing NaCl concentration (Fig: 4). Additionally, this type of salinity stress produces changes in leaf number which leads to the deterioration of the leaves and thus to inhibition of photosynthesis. The reduction of the plant in the growth of under salt stress can lead to the death of the plant [38]. similarly result also reported by [43] and [46]. Chlorophyll generally known as photosynthetic efficiency depends on photosynthetic pigments such as chlorophyll 'a' and chlorophyll 'b' which play a key role in the reactions of photosynthesis [47]. Total chlorophyll 'a' and chlorophyll 'b' data in (Fig: 5) showed that plant promote Chl 'a' and 'b' contents under high salinity as compared to control plants. The differences in chlorophyll content in the leaf may be due to a reduction in biosynthesis or increased degradation of total chlorophyll under saline conditions. Comparison of both varieties under salinity the chlorophyll b contents in Ata Habib show more reduction when compared to Pirsabak variety of wheat. It is also similar that in salt-stressed plants, breakdown of the ultrastructure of chloroplasts includes thylakoids

of plastid envelop, [48], and photosynthetic substances may result due to direct Na⁺ toxicity or salt-induced oxidative decline [49]. Organic compound especially carbohydrates are the main solutes involved in osmotic adjustment in some plants. Currently, the study of carbohydrates showed increased on the high concentration of sodium chloride, the comparison showed that sugars contents in Pirsabak are more increased then Ata Habib. The maximum value of sugar in Ata Habib show on (80ppm) while minimum on (20ppm) and Pirsabak maximum sugar contents on (100ppm) while minimum on control (Fig: 6) These results are in support with the findings of [50] on maize plant. According to his investigation increase in total sugars and sucrose in the plant, soya bean may indicate that more stimulation in the enzymes of sugar hydrolysis. Similarly, the result also examines by [51] they study Under NaCl salinity, starch and soluble carbohydrates accumulated in plants. Data presented in(Fig:) protein contents showed a reduction in wheat varieties when treated with NaCl salt. Maximum protein reduction showed in pirsabak when compared to Ata Habib cultivars of Triticum. The high value of protein observed in Pirsabak on (20ppm) and in Ata Habib on non-saline(control) while the minimum result reported in current observation on (100ppm) in both Pirsabak and Ata Habib. A different researcher has also reported a reduction in protein content by salt stress [50]; [52]; and [53]. [54] noticed the promotion of protein content of the tomato plant *Lycopersicon* under salinity.



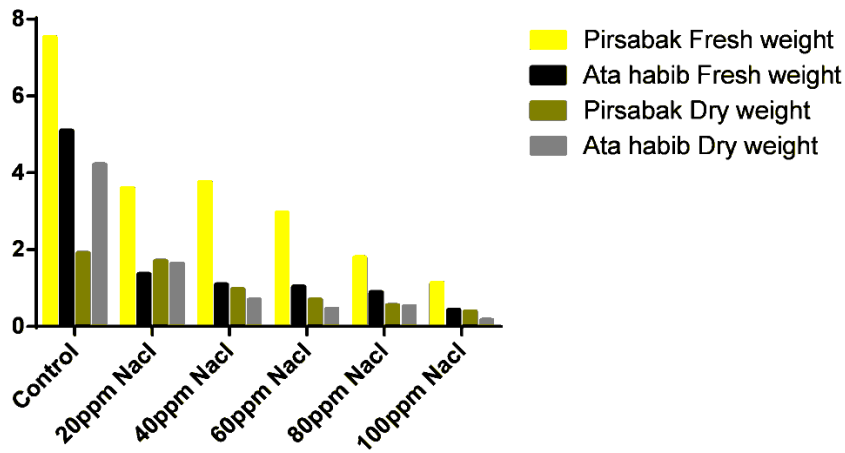
Effect of different concentration of NaCl on Germination of Pirsabak and Ata Habib

Fig: 1



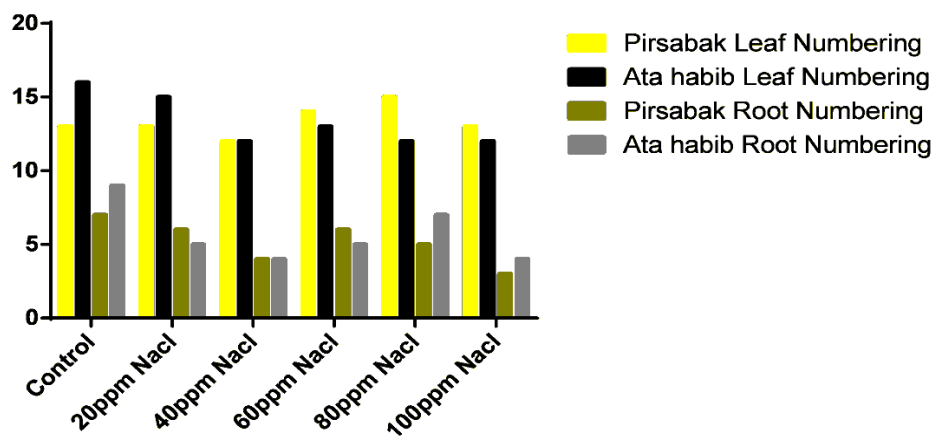
Effect of different concentration of NaCl on Plumule and Radical length of Pirsabak and Ata Habib

Fig: 2



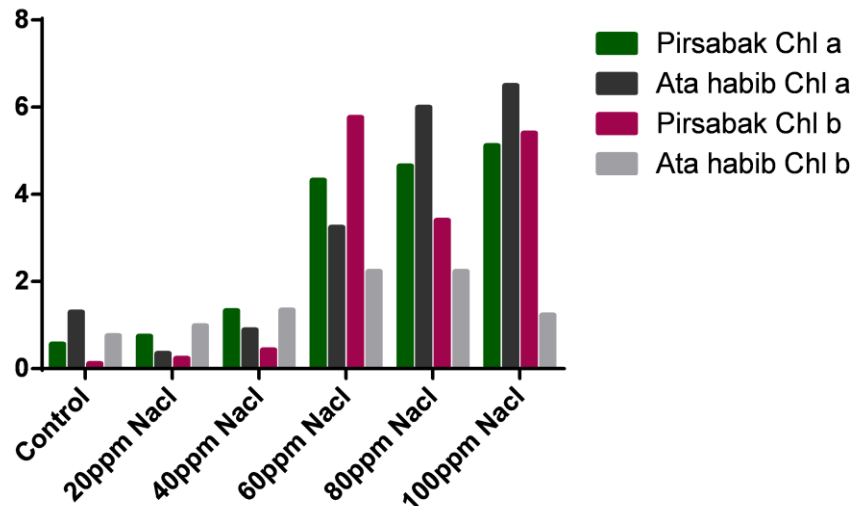
Effect of different concentration of NaCl on Fresh and Dry weight of Pirsabak and Ata Habib

Fig: 3



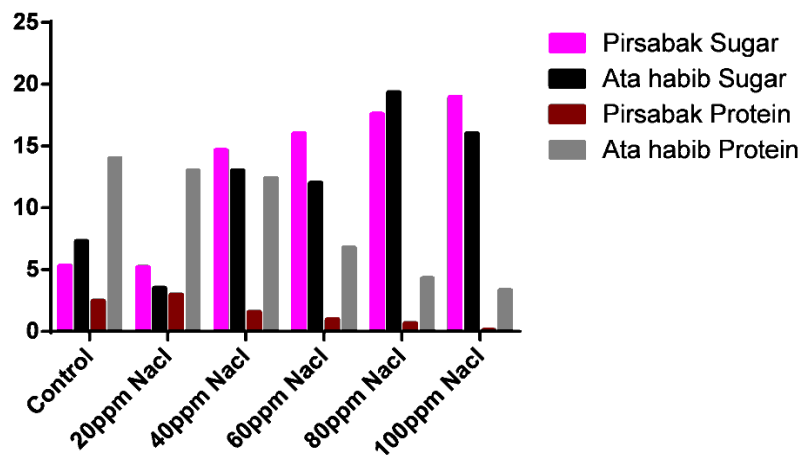
Effect of different concentration of NaCl on Leaf and root numbering of Pirsabak and Ata Habib

Fig: 4



Effect of different concentration of NaCl on Total chl ,a, and ,b, contents of Pirsabak and Ata Habib

Fig: 5



Effect of different concentration of NaCl on Total sugar and Protein contents of Pirsabak and Ata Habib

Fig: 6

CONCLUSION

From the current study, it is concluded that salinity showed an adverse effect on seeds germination, seedling growth and Biochemicals contents of wheat plants. This study was carried out to test the seed tolerance of Ata Habib and Pirsabak wheat varieties to NaCl, the germination stage, the results show that the salt has a negative effect on the morphological and protein contents while the positive effect on Sugar and Chlorophyll a and b contents.

References

1. A. Tesfay, J. J. Sharma and Z. Kassahun. "Effect of Weed Control Methods on weeds and wheat (*Triticum aestivum* L.) yield." *World Journal of Agricultural Research*. 2:124-128. (2014).
2. Godfray, H.C., Beddington, J.R., Crute, I.R., Haddad, L., Lawrence, D., Muir, J.F., et al. (2010). Food security: the challenge of feeding 9 billion people. *Science* 327, 812–818. doi:10.1126/science.1185383
3. Tester, M., and Langridge, P. (2010). Breeding technologies to increase crop production in a changing world. *Science* 327, 818–822. doi:10.1126/science.1183700
4. Agarwal, P.K., Shukla, P.S., Gupta, K., and Jha, B. (2013). Bio engineering for salinity tolerance in plants: state of the art. *Mol. Biotechnol.* 54, 102–123. doi: 10.1007/s12033-012-9538-3
5. Fedoroff, N.V., Battisti, D.S., Beachy, R.N., Cooper, P.J., Fischhoff, D.A., Hodges, C.N., Knauf, V.C., Lobell, D., Mazur, B.J., Molden, D., et al. (2010). Radically rethinking agriculture for the 21st century. *Science* 327, 833–834.
6. Qadir M, Quillerou E, Nangia V, et al. 2014. *Economics of salt-induced land degradation and restoration. Natural Resources Forum* 38: 282–295.
7. Giri B, Kapoor R, Mukerji KG. 2003. Influence of arbuscular mycorrhizal fungi and salinity on growth, biomass, and mineral nutrition of *Acacia auriculiformis*. *Biology and Fertility of Soils* 38, 170–175
8. Al-Karaki GN. 2006. Nursery inoculation of tomato with arbuscular mycorrhizal fungi and subsequent performance under irrigation with saline water. *Scientia Horticulturae* 109, 1–7.
9. Evelin H, Kapoor R, Giri B. 2009. Arbuscular mycorrhizal fungi in alleviation of salt stress: a review. *Annals of Botany* 104, 1263–1280
10. Plaut, Z., Edelstein, M., Ben-Hur, M., 2013. Overcoming Salinity Barriers to Crop Production Using 528 Traditional Methods. *Critical Rev. Plant Sci.* 32, 250-291
11. Mahajan S, Tuteja N. 2005. Cold, salinity and drought stresses: an overview. *Archives of Biochemistry and Biophysics* 444, 139–158

12. Wang WX, Vinocur B, Altman A. 2003. Plant responses to drought, salinity and extreme temperatures: towards genetic engineering for stress tolerance. *Planta* 218, 1–14.
13. Porcel R, Aroca R, Ruíz-Lozano JM. 2012. Salinity stress alleviation using arbuscular mycorrhizal fungi. A review. *Agronomy for Sustainable Development* 32, 181–200.
14. Sheng, M., Tang, M., Chen, H., Yang, B., Zhang, F., Huang, Y., 2008. Influence of arbuscular mycorrhizae on photosynthesis and water status of maize plants under salt stress. *Mycorrhiza* 18, 287–296
15. Dudhane, M.P., Borde, M.Y., Jite, P.K., 2011. Effect of arbuscular mycorrhizal fungi on growth and antioxidant activity in *Gmelina arborea Roxb.* under salt stress condition. *Notulae Scientia Biologicae* 3, 71–78
16. Talaat, N.B., Shawky, B.T., 2012. 24-Epibrassinolide ameliorates the saline stress and improves the productivity of wheat (*Triticum aestivum* L.). *Environmental and Experimental Botany* 82, 80–88
17. Cuartero, J., M. C. Bolarin, Asins M. J., and V. Moreno (2006). Increasing salt tolerance in tomato. *J. Exp. Bot.* 57: 1045-1058
18. Conde A., Silva P., Agasee A., Conde C. & Gerós H. (2011) Mannitol transport and mannitol dehydrogenase activities are coordinated in *Olea japonica* under salt and osmotic stress. *Plant & Cell Physiology* 52, 1766–1775
19. Zhu JK. 2002. Salt and drought stress signal transduction in plants. *Annual Journal of Plant Biology* 14, 267-273.
20. Dominguez-Perles R, Martinez-Ballesta MC, Riquelme F, Carvajal M, Garcia-Viguera C, Moreno DA. 2011. Novel varieties of broccoli for optimal bioactive components under saline stress. *J Sci Food Agric* 91: 1638–1647
21. Lim JH, Park KJ, Kim BK, Jeong JW, Kim HJ. 2012. Effect of salinity stress on phenolic compounds and carotenoids in buckwheat (*Fagopyrum esculentum* M.) sprout. *Food Chem* 135:1065–1070.
22. Borghesi E, Lourdes González-Miret M, Luisa Escudero-Gilete M, Malorgio F, Heredia FJ, Meléndez-Martínez AJ. 2011. Effects of salinity stress on carotenoids, anthocyanins, and color of diverse tomato genotypes. *J Agric Food Chem* 59:11676–11682

23. Government of Pakistan. "Economic survey of Pakistan 2014–15. Ministry of Food, Agriculture and Livestock." Economic Wing, Islamabad, Pakistan. (2015).
24. Cuartero, J., M. C. Bolarin, Asins M. J., and V. Moreno (2006). Increasing salt tolerance in tomato. *J. Exp. Bot.* 57: 1045-1058.
25. Turhan, H. and C. Ayaz, 2004. Effect of salinity on seedling emergence and growth of sunflower(*Helianthus annuus* L.) cultivars. *International Journal of Agriculture and Biology*, 6(1): 149-152.
26. Aktas H, Abak K, Cakmak I. 2006. Genotypic variation in the response of pepper to salinity. *Scientia Horticulturae*. 110, 260-266.
27. Little, T.M. and F.J. Hills, 1975. *Statistical methods in agricultural research* (2 print) Univ. of California, pp: 242
28. Taiz L, E Zeiger. 2006. *Plant Physiology*. 4 th ed. Sinauer Associates, Inc. Publishers, Massachusetts
29. Ben, N.M., C. Rahmoune, H. Sdiri, M.L. Meddahi and M. Selmi, 2001. Effect due stress salin sur la germination, la croissance et laproduction en graines de quelques variétés maghrébines de blé. *Sécheresse*, 12(3): 167-174
30. Keshavarzi, M.H.B., 2011. Effect of Salt Stress on Germination and Early Seedling Growth of Savory (*Satureja hortensis*). *Aust. J. Basic & Appl. Sci.*, 5(2): 3274-3279
31. Al-Mutawa, M.M., 2003. Effect of salinity on germination and seedling growth of chick pea (*Cicer arietinum* L.) genotypes. *International Journal of Agriculture and Biology*, 5(3): 226-229
32. Kadri, K., S. Maalam, M.H. Cheikh, A. Benabdallah C. Rahmoune and M.B. Naceur, 2009. Effet dustress salin sur la germination, la croissance *et la* production en grains de quelques accessions Tunisiennes d'orge (*Hordeum vulgare* L.). *Science and Technologie.*, 29: 72-79
33. Das, G.G., M.A. Ouddus and M.E. Kabir, 2004. Hetosis in inter specific Brassica hybrids grown under saline condition. *J. Biol. Sci.*, 4(5): 664-667.

34. Ibrar M, Jabeen M Tabassum J, Hussain F, Ilahi I. 2003. Salt tolerance potential of *Brassica juncea* Linn. *Journal of Science and Technology University of Peshawar* 27, 79-84.
35. Jabeen M, Ibrar M, Azim F, Hussain F Ilahi I. 2003. The effect of sodium chloride salinity on germination and productivity of Mung bean (*Vigna mungo* Linn.). *Journal of Science and Technology University of Peshawar* 27, 1-5.
36. Werner, J.E. and R.R. Finkelstein, 1995. Abidopsis mutants with reduced response to NaCl and osmotic stress. *Physiologia Plantarum*, 93: 659-666.
37. Khan, M.A. and S. Gulzar, 2003. Germination responses of *Sporobolus ioclados*: A saline desert grass. *J. Arid Environ.*, 55: 453-464.
38. Munns R, Goyal SS, Passioura J. 2005. The impact of salinity stress. In Blum Aed, *Plant stress online*. <http://www.plantstress.com/Articles/index.asp>
39. Cicek N, Cakirlar H. 2002. The effect of salinity on some physiological parameters in two maize cultivars. *Bulgarian Journal of Plant Physiology* 28, 66-74.
40. Bar-Tal A, Fergenbaun F, SparSks DL. 1991. Potassium-Salinity Interaction in Irrigated Corn. *Irrigation Science* 12, 27-35.
41. Kaya C, Kirnak H, Higgs D. 2001. The effects of supplementary potassium and phosphorus on physiological development and mineral nutrition of cucumber and pepper cultivars grown at high salinity (NaCl). *Journal of Plant Nutrients* 24(9), 1457-1471.
42. Ahmad S, Khan NI, Iqbal MZ, Hussain A, Hassan M. 2002. Salt tolerance of cotton (*Gossypium hirsutum* L) *Asian Journal of Plant Science* 1, 715-719.
43. Akhtar J, Saqib ZA, Sarfraz M, Saleem I, Hao MA. 2010. Evaluating salt tolerant cotton genotypes at different levels of NaCl stress in solution and soil culture. *Pakistan Journal of Botany* 42, 2857-2866
44. Hajer AS, Malibari AA, Al-Zahrani HS, Almaghrabi OA. 2006. Responses of three tomato cultivars to sea water salinity 1. Effect of salinity on the seedling growth. *African Journal of Biotechnology* 5, 855-861.

45. Khatoon T, Hussain K, Majeed A, Nawaz K, Nisar MF. 2010. Morphological Variations in Maize (*Zea mays* L.) Under Different Levels of NaCl at Germinating Stage. *World Appl. Sci. J*, 8(10), 12941297
46. Chartzoulakis K, Klapaki G. 2000. Response of two greenhouse pepper hybrids to NaCl salinity during different growth stages. *Scientia Horticulturae* 86, 247-260
47. Taiz L, E Zeiger. 2006. *Plant Physiology*. 4 th ed. Sinauer Associates, Inc. Publishers, Massachusetts
48. Santos RC. 1998. EMBRAPA releases BRS 151 17, a large seeded groundnut cultivar for the Northeast region in Brazil. *Int Arachis Newsl.* 18:1112.
49. Mittler R. 2002. Oxidative stress, antioxidants, and stress tolerance. *Trends Plant Sci.* 9:405–410
50. Hassanein RA, FM Bassouny, DM Barakat and RR Khalil. 2009. Physiological effects of nicotinamide and ascorbic acid on *Zea mays* plant grown under salinity stress. 1- Changes in growth, some relevant metabolic activities and oxidative defense systems *Res. J. Agric. and Biol. Sci.* 5 (1), 72-81
51. Greenway H and R Munns. 1980. Mechanisms of salts tolerance in non halophytes. *Ann. Rev. Plant Physiol.* 31, 149-190
52. Kasukabe Y, LX He, K Nada, S Misawa, I Ihara and S Tachibana. 2006. Overexpression of spermidine synthase enhances tolerance to multiple environmental stresses and upregulates the expression of various stress-regulated genes in transgenic *Arabidopsis thaliana*. *Plant Cell Physiology J.* 45:712-22
53. Ibrahim M, J Akhtar, M Younis, MA Riaz, M Anwarul-Haq and M Tahir. 2007. Selection of cotton (*Gossypium hirsutum* L.) genotypes against NaCl stress. *Soil and Environment J.* 26: 59-63
54. Chao WS, YQ Gu, V Pautot, EA Bray and LL Walling. 1999. Leucine aminopeptidase RNAs, proteins, and activities increase in response to water deficit, salinity, and the wound signals systemin, methyl jasmonate, and abscisic acid. *Plant Physiol.*, 120 (1999), pp. 979–992

UNDER PEER REVIEW