

# **The efficiency handline fishing gear in Gorontalo Regency, Indonesia**

**Abdul Hafidz Olii<sup>1</sup>, Lis M.Yapanto<sup>2</sup>, \*SistianAninditia Akili<sup>3</sup>**

Management of Aquatic Faculty of Fishery, Universitas Negeri Gorontalo

## **Abstract**

The aim of this study was to know the technical efficiency handline fishing gear and allocative efficiency (price) handline fishing gear as well as economic efficiency handline fishing gear in the village Kayubulan Batudaa District of Gorontalo Province. This study uses quantitative descriptive analysis of the data by using DEA (Data Envelopment Analysis) to measure the technical efficiency and CBA (Cost Benefit Analysis) to measure allocative efficiency (price) and the analysis of economic efficiency is the result of technical efficiency and allocative efficiency (price). Analyzing technical efficiency using software DEAP version 2.1. The results showed that the technical efficiency (ET) note that the value of the average value of technical efficiency obtained at 0.788 or  $<1$ , meaning that the fishing effort handline fishing is still technically efficient. On average allocative efficiency/price (EH) obtained by 3.881 or  $>1$ , so the fishing effort by handline fishing gear has been efficient in the allocative. The average economic efficiency obtained for 3.091 or  $>1$ , so the average fishing effort by handline fishing gear is already economically inefficient.

**Keywords:** *efficiency, technical, allocative, economic, handline, DEA*

## **Introduction**

Potential of marine resources in Indonesia has been utilized in a variety of economic activities, where one of them is in the fishery business. Fisheries is itself an economic activity which is unique when compared to other activities. This relates to the condition of marine resources and the fish itself is often regarded as common property resources (common property resources) (Desniarti *et al.* 2006). Marine resources in Indonesia, especially in Sulawesi is relatively abundant, rich and varied, especially in coastal areas. With the increasing rate of population growth, the demand for seafood, especially fish is increasing.

Information on the effects of production inputs is necessary for optimal fishing effort with effective use of production inputs and efficiently to increase catches and fishing income (Alhuda *et al.* 2016). This means that to produce the highest efficiency value then the fisherman should take into account a combination of factors of production with catches obtained. Differences between the inputs cause different efficiency values (Azizah, 2016).

According to Hasibuan (1984) in Wicaksono *et al.* (2014), efficiency is the best comparison between inputs and outcomes between the advantages to the sources used, as well as optimal results, are achieved with the use of limited resources. Efforts to increase efficiency generally associated with a smaller fee to obtain a certain outcome or a certain cost that many results. This means that the waste be reduced to as small as possible and something that makes it possible to reduce the cost of this is done for the sake of efficiency.

Research on the efficiency of fishing gear handline yet, so far only on the efficiency of fishing gear fishery gillnet and cantrang (Study In Pemalang, Central Java) by Sutanto (2005), where the results show that the price efficiency and economic efficiency has been efficient or equal to 1, while technical efficiency not equal to 1 is not efficient so it is still possible to add or reduce the allocation of inputs. Kayubulan village is a village located in the district of Batudaa Beach district, Gorontalo, Gorontalo (Profile villages Kayubulan, 2017). Most of the villagers Kayubulan livelihood as a fisherman. Some fishermen in this village do fishing effort using handline fishing gear or commonly known as pull fishing line. Generally, fishermen have not been able to use combinations of inputs corresponding to the catches obtained. The allocation of production inputs combination can increase the efficiency which in turn can increase the income of fishermen.

The results of this study are expected as inputs to the government and other parties in the quest for approaches to improve the technical efficiency, allocative and economic handline fishing gear and can become the basis for further research information concerning technical efficiency, allocative and economic handline fishing gear.

## Methodology

This study was conducted in the village of Kayubulan, District Batudaa Beach, Gorontalo Regency, during October-November, 2018 (see Figure 1).



Figure 1. Map Village Kayubulan (Source: Essential GPS)

## Data collection technique

Data collected consist of primary data and secondary data. Primary data were obtained from observations and interviews with respondents directly in the field.

Data collected on the volume of catches (Kg/Trip), cost of supplies (USD / Trip), fuel (Liters / Trip), the number and length of trips, the size of the machine (PK), the size of the boat (GT) and the number of crew members (fishermen),

n = Large Sample

N = population size or number of fishermen

e = Percent leeway inaccuracy due to sampling error that can be tolerated (tolerance degree of sampling error) is 10% (0.1).

### Data Analysis

The sampling technique was conducted by purposive sampling, the sampling based on the consideration or researchers believe that taken have related to the purpose of information and research (Hiola, 2017). Samples will be taken is set at 65 185 the number of fishermen (Kayubulan Village Profile, 2017). This sampling is determined by using the formula Slovin (Simanjuntak, 2016):

$$n = \frac{N}{1 + Ne^2}$$

$$n = \frac{185}{1 + 185 \times 0,1^2}$$

$$n = \frac{185}{1 + 1,85}$$

$$n = \frac{185}{2,85}$$

$$n = 64,91 \text{ (65 respondents)}$$

*Data Envelopment Analysis* (DEA) is an analysis for the measurement of efficiency is a free value (value-free) because it is based on the data available without having to consider the assessment (judgment) of the decision makers. DEA model approach, which is a mathematical programming approach to estimate the technical efficiency (TE) and output capacity. DEA analysis aimed at measuring the performance of a relatively (relative performance) of the unit of analysis on the condition of the existence of multiple inputs and outputs (Wardono, 2016).

The technique is also known as CCR (first name three inventors: Charnes, Cooper and Rhodes, 1978), performance measurement of the relative efficiency of decision-making unit DMU (decision-making units) in an activity. In the application of fisheries, DEA has an advantage in its ability to estimate capacity under the constraint of particular policy implementation (Nababan and Sari, 2010). Another feature of the DEA model is its ability to accommodate multiple outputs and multiple inputs (Wardono, 2016). Data Envelopment Analysis (DEA) in this study was undertaken with the help of DEAPversion 2.1,

#### 1) *Cost-Benefit Analysis* (CBA)

*B/C* is the value or benefits derived from each unit costs. Where *B/C* is obtained by dividing the total revenue to total spending. Kadariah and Gray (1987) in Alhuda et al (2016), states that to determine the level of efficiency of a business can be a parameter that is by measuring the amount of income divided by the amount of expenditure, in which:

$$B/C = \frac{\text{Acceptance of Total}}{\text{Total Costs}}$$

With the following criteria:

B / C > 1: Efficient

B / C = 1: Breakeven

B / C < 1: Inefficient

## 2) Economic Efficiency (EE)

Economic efficiency is a product of technical efficiency and price efficiency. (Susantun, 2000, in Sutanto, 2005). So the economic efficiency can be achieved if both the efficiency is achieved so that it can be written as follows:

$$EE = ET.EH$$

Where:

EE = Efficiency Economies

ET = Efficiency Technical

EH = Efficiency Price (allocative)

## Results and Discussion

### Technical Efficiency

Technical efficiency is a measure of the best production capabilities and optimal output that may be achieved from a variety of inputs and technologies used (Viswanathan *et al.*, 2003 in Sutanto, 2005). In this research, technical efficiency is measured by the program Data Envelopment Analysis (DEA) Version 2.1

The average results of the analysis of technical efficiency of fishing effort by handline fishing gear in detail can be seen in Table 1 below.

Table 1. Results of DEA analysis of the average technical efficiency handline fishing gear in the village Kayubulan.

No.	variables	ET
1	INPUT_1 (Cost Supplies)	2,557
2	INPUT_2 (BBM)	0427
3	INPUT_3 (Total Trip)	1115
4	INPUT_4 (Long Trip)	0126
5	INPUT_5 (boat size)	0051
6	Input_6 (Size Machine)	2,622
7	Input_7 (Total ABK)	0064

(Source: Primary Data Processed, 2018)

Based on Table 1, the 65 respondents were analyzed using a handline fishermen averaging DEA technical efficiency (ET) to INPUT\_1 amounted to 2,557, INPUT\_2 amounted 0427, INPUT\_3 amounted 1115, INPUT\_4 of 0126, INPUT\_5 amounted 0051 and input\_6 amounted 2622 and amounted to 0.064 input\_7, This shows that the variable cost of supplies (INPUT\_1), a variable number of trips (INPUT\_3) and variable size already technically efficient machine that efficiency score above 1 or > 1. This may imply that as more supplies are brought on when at sea it will encourage more optimal fishing performance so it will get bigger catches. According to Aprilla *et al.* (2013), the acquisition of catches can be further enhanced with the addition of the cost of supplies. In other words, there is always a chance to rearrange the combination and use of factors of production of the cost of supplies such as to obtain larger catches. With the proper supplies can drive more optimal crew performance, based on interviews of fishermen stated that the guarantee of all the necessary requirements then their performance will be optimized.

The number of fishing operations and the size of the engine is also one of the factors that affect the catch. The more the number of fishing operations or the number of trips will increase larger catches and by regulating the engine size combination in accordance with the size of the vessels used so that there is a balance and there will be no technical inefficiency. Based on research Iskandar and Thunder (2014), the number of fishing operations and reach a broader fishing area will provide opportunities for fishermen to obtain more catches. The greater size of the machine will be able to reach the desired area with a fishing ground further and faster so that the fishermen will get bigger catches.

Variable Fuel (INPUT\_2), long trip (INPUT\_4), the size of the boat (INPUT\_5) and the number of crew members or fishermen (input\_7) has not reached the score of technical efficiency (TE) or inefficiency. This shows that there has been the use of factors of production that is less than optimal by handline fishermen in the village Kayubulan the arrest operation. In general, handline fishermen in the village Kayubulan limited use of fuel according to the fishing areas backfire because almost the average fisherman uses a range of catchment area far enough from the mainland this is what causes the variable fuel is not to score for efficiency. According to Sutanto (2005), the fuel is a factor of production is very important because without fuel boat cannot run and determine the extent to which the boat can reach the fishing ground.

Variable long trip or have not yet reached a negative effect of efficiency. This may imply that the number of catches is not determined by the length of time at sea. In general, handline fishermen in the village Kayubulan if already get enough results, or the average time at sea is already 2-6 hours/ trip then they will go back to the mainland because it carries sufficient fuel for the fishing operation time with bringing their catch. Variable size of the boat (INPUT\_5) used by handline fishermen have not yet reached this matter because efficiency score handline fishermen in the village Kayubulan generally operate on a small scale and size of the boat is also small. Size handline fishing boats in the village Kayubulan range of 2-3 GT. According to Effendi (2018), there is no guarantee that the larger the ship, it will increase the ability to get more catches. It is theoretically shown that the large size of the ship will have implications for the range of fishing areas. In addition, factors which increasingly limited fish resources cause increasing vessel size does not necessarily have high efficiency.

The variable number of crew members (fishermen) is one of the variables that have not yet reached a score of efficiency, because handline fishermen in the village Kayubulan almost an average of only using manpower or the number of fishermen who sail a little. This may imply that the number of fishermen that more will not affect catches obtained at the time of the arrest operation. According to Aprilla et al (2013), the addition of the use of production factors can result in total production decreased, to achieve efficiency of the use of factors of production hence the need for a reduction in the use of the input power boat engines, the number of crew on board, and the amount of light that can be efficient in obtain catches. Reducing the use of engine power boats used can be adjusted to the size of the ship. In addition to the income of fishermen depend on operating costs in the arrest of a fishing trip and catch obtained.

Based on his research Sulistyowati (2017), the time at sea and fishing experience ratio of 0, which means fishermen are not limited by time when it is getting the catch kept returning to the fishing ports in order to fuel more effectively. Experience is not required to fish for fishermen too long because the longer mean

fishermen are old so that the energy is reduced. Therefore, it is necessary to use the appropriate inputs in order to obtain optimal catches.

Based on this research, technical efficiency handline fishing gear in the village Kayubulan can be seen in Figure 2.

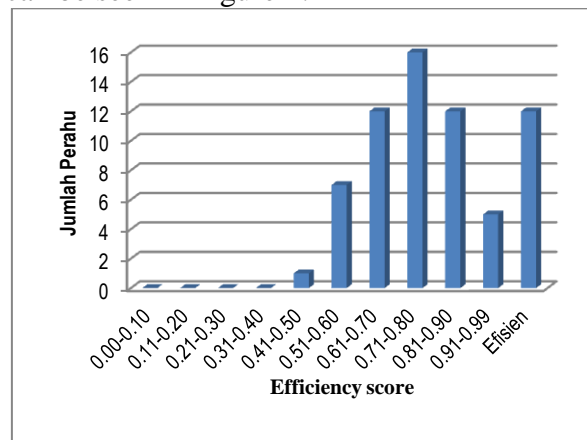


Figure 2. Graph of technical efficiency handline fishing gear in the village Kayubulan

The figure 3 shows that the individual, the level of technical efficiency and technical inefficiency of the 65 ships that were analyzed were varied, namely between 0:41 to 0:50 and 0.91-0.99, Overall, it can be said that some handline fishermen still in inefficient use of inputs, for the production of fish.

The number of handline fishing boats which were analyzed in the village Kayubulan reached 65 boats. Of these 12 boats (18%) were efficient with a score of efficiency equal to 1, and 53 boats (82%) of them have not been efficient with less efficiency score of 1 is 5 boat (8%) had a score of efficiency of between 0.91 to 0 , 99, 12 boats (18%) had a high score from 0.81 to 0.90, 16 boats (25%) had a score of efficiency between 0.71 to 0.80, 12 boats (18%) had a score of efficiency between 0, 61 to 0.70, 7 boats (11%) had a score of efficiency of between 0.51 to 0.60, and the rest that one boat (2%) had a score of efficiency between 0.41 to 0.50.

According to Olii et al (2007), ships that have a percentage value below 70% efficiency requires a lot of improvement to achieve efficient, while the value of the ship efficiency below 10% should not be used again to carry out fishing activities. Technical efficiency handline fishing gear, mostly only reached 12 boats from 65 the number of boats. Thus the actual use of the handline fishing gear is not yet approaching the efficient use of inputs. While that inefficiency at 53 boats with an average score of efficiency that is 0.788, Therefore, to increase the income of fishermen from fishing effort should fisherman uses inputs more efficiently.

In this regard the technical viability of fishing operations, fuel is an important factor for the mobilization of fishermen in exploring the fishing area. Adequate the amount of fuel that allows fishermen to achieve better capture site (Aprianto 2008 in Guntur, 2013).

Based on research Azizah (2016), technical efficiency is calculated based fishing season, due to differences in the number of production factors. Based on the results the total value of the technical efficiency of the peak season, the season of transition, and the famine that has the highest efficiency value is a category 4 set net the submarine nets that carry 7 pieces of fishing equipment.

Based on his research Olii et al (2007), the most efficient gear for the territorial waters of the southern coast of Gorontalo is the purse seine and fishing,

while the gill net is a type of fishing gear that is not efficient so to consider its use in the future. This shows that in addition to purse seine and fishing, trawl fishing gear bag, gill nets and lift nets caused "excess capacity".

Based on research Gigentika *et al.* (2016), tuna fishing activities in Kupang using troll lines, handline and pole and line, indicates that there are a number of vessels that are not efficient because of excessive use of production inputs. However, the ship that matches the size of  $\leq 20$  GT has been efficient in the use of fishing capacity and production inputs. Therefore, catching tuna in Kupang need to increase production and reduced use of inputs.

#### Efficiency Price (allocative)

Can be interpreted as an attempt efficient input use the smallest to get as much the big production. If the value of B/C is smaller than the one it is not efficient. This situation indicates inefficient use of inputs. So as to be efficient, it needs to be reduced input use (Soekartawi 2003 in Sutanto, 2005).

The average total monthly income and expenses in the Village Kayubulan handline fishermen can be seen in Table 2.

Table 2. Income and expenses monthly total handline fishing gear

No.	commentary	minimal	Maximum	Average
1	Income	1,500,000	11,500,000	6,306,154
2	Total costs	1,030,833	4,506,251	1,776,446
3	Fixed cost	130.833	2,239,583	389.053
4	variable costs	832.500	2,358,000	1,387,393
5	B / C			3,881

Table 2 The above shows that the income of the average monthly total of 65 analyzed handline fishing is Rp. 6,306,154 whereas the average total cost per month is Rp handline fishermen 1,776,446 the result of the average fixed cost per month handline fishing is Rp 389.053 and the average variable cost handline fishermen per month are Rp 1,387,393, Comparison between total revenue and total cost obtained the B/C ratio of 3,881. This proves that the fishing effort using handline fishing gear carried in the peak season in the village of allocative Kayubulan already efficient manner.

The allocative efficiency (price) handline fishing gear in the village Kayubulan can be seen in Figure 3.

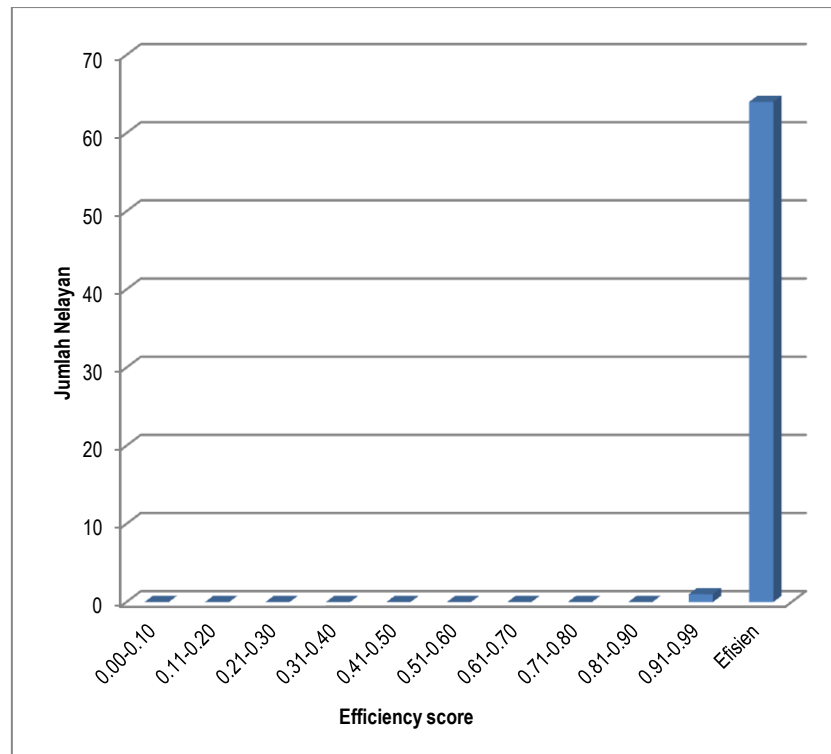


Figure 3. Graph showing The allocative efficiency handline fishing gear in the village Kayubulan

The figure 3 shows that individual, allocative efficiency rate (price) of the 65 respondents analyzed were varied, namely between 0.91-0.99, Overall, it can be said that part handline fishermen have been efficient in using inputs for the production of fish. Allocative efficiency (price) handline fishing gear, mostly at 97% of 65 respondents. Thus of the total 65 respondents on average use, handline fishing gear is already approaching the efficient use of inputs. While respondents inefficiency reaches 3% with an average score the efficiency is of 3,881, Therefore, to increase the income of fishermen from fishing effort should fisherman uses inputs more efficiently. For more details can be found in Appendix 9.

According to Digal *et al.* (2017), factors that can affect the efficiency of fishing gear handline fishers use a model Tobit, it was found that the arrest operation, length of trip, number of crew, the cost of supplies, the cost of the radio, the fuel and the number of trips to significantly affect the efficiency of fishing gear handline. Likewise Sukiyono and Romdhon (2016), reported that the increased efficiency should be more emphasis on increasing the number of catches and maintain the price stability of the fish. In other words, efforts to improve the allocative efficiency does not always have to do with the increase in the number of inputs used, but can also be done through efficiency-forming component itself. Specialized in fishery business, improving the allocative efficiency is through an increase in the number of catches to maintain the sustainability of marine fisheries.

According to Wardono (2013), changes in efficiency and scale efficiency change is a tool to drive efficiency improvement programs fishermen to steer decision-makers in determining priorities regarding fishing technology and fishing skills. Total factor productivity changes reflect changing technology level compared to the change in the level of efficiency. Efficiency in the production process is of significant importance in the effort to increase revenue. If the efficiency of



production carried out correctly it will encourage the use of production factors optimally, which in turn will provide the maximum benefit for the businesses. (Sutarni, 2013 in Mariani *et al*, 2013).

### Economic efficiency

Economic efficiency is also a product of technical efficiency and price efficiency. Based on research, the average economic efficiency handline fishermen in the village Kayubulan can be seen in Table 3.

Table 3. Average economic efficiency handline fishing gear in the village Kayubulan

No.	Commentary	Value
1	Minimal	0966
2	Maximum	7663
3	Average	3091

(Source: Primary Data Processed, 2018)

The technical efficiency (ET) and the efficiency of the price/allocative (EH) could be obtained an average economic efficiency (EE) fishing effort by using a handline fishing gear for 3091, Therefore, economic efficiency is greater than 1, it can be concluded handline fishing gears in the village Kayubulan already efficient, so that the average handline fishermen can already be said to be economically efficient to use a particular input. It is expected the efficient use of inputs that will produce the optimal fish catch.

Based on the results, scores of individual economic efficiency of handline fishing gear in the village Kayubulan can be seen in Figure 4.

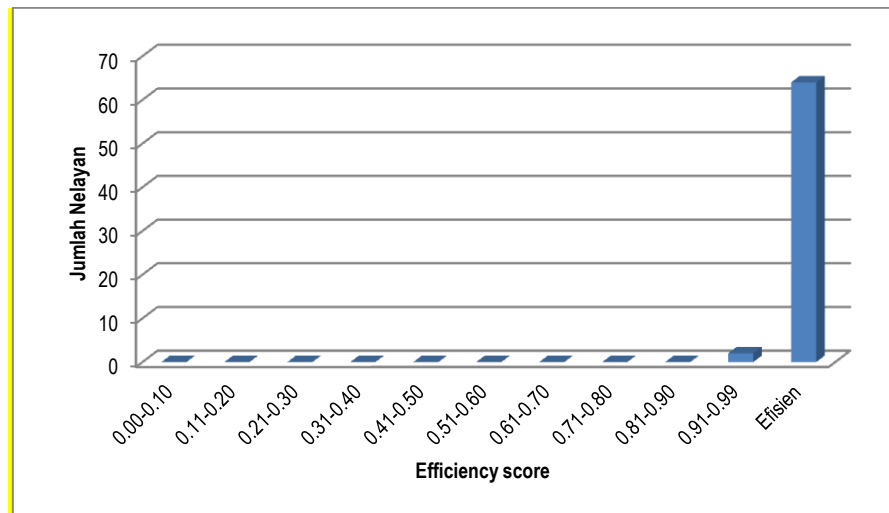


Figure 4. Graph showing the Economic efficiency handline fishermen in the village Kayubulan

Based on Figure 4 shows that the individual, the level of economic efficiency of 65 respondents analyzed were varied, namely between 0.91-0.99 are not efficiency or inefficiency, The use of production factors handline fishing gear fishing unit in the village of Kayubulan are in already economically efficient

conditions, where the most value is greater than one with an average score of efficiency of 3.091. Overall, it can be said that part already efficient handline fishermen. For more details can be seen in appendix 10.

According to Aprilla (2013), this condition requires fishermen more careful in the use of production factors that affect the fishing effort of the catch that was obtained so that the achievement of economic efficiency. Another thing that affects the level of economic efficiency here in addition to the availability of fish resources is minimal in wet season, also because fishermen can not reach the fishing areas further away, the fishermen just do fishing operations close to the beach and the cost of production factors arrest the price increases so that the pressing operating expenses arrest.

Overall efficiency gain can occur if the quality could be improved fishing-related mastery of technology that can provide clear guidelines for the presence of groups of fish waters. Operating cost management ability is also very influential arrest to allocate the existing fish resources effectively and efficiently which ultimately result from maximum output (Aprilla et al, 2013).

## **Conclusion**

Based on the results of research on the efficiency of handline fishing gear in the village Kayubulan Batudaa District of Gorontalo Province Regency Beach can be concluded that:

1. Technically handline fishing gear used by fishermen in the village Kayubulan inefficient.
2. In the allocative/price handline fishing gear used by fishermen in the village Kayubulan already efficient.
3. Economically handline fishing gear used by fishermen in the village Kayubulan already efficient

## **Acknowledgement**

This research was supported by Government Gorontalo Regency, Universitas Negeri Gorontalo. We are thankful to our colleagues who provided expertise that greatly assisted the research, although they may not agree with all of the interpretations provided in this paper.

## **Ethical: NA**

## **Consent:**

As per international standard informed and written participant consent has been collected and preserved by the authors.

## **References**

- Alhuda S. Anna Z and Rustikawati I. 2016. Analysis of Productivity and Business Performance Fishermen Purse Seine Fishery Harbor Lempasing Beach, Bandar Lampung. Journals. Padjadjaran

University.<http://jurnal.unpad.ac.id/jpk/article/view/13933>. 13 September 2018, (7:54)

Aprilia, S. 2011. Trophic Level Catch Capture Device Used by Fishermen in Bojonegara of Serang district, Banten. Essay. Department of Fisheries Resource Utilization. Faculty of Fisheries and Marine Science. Bogor Agricultural Institute.<https://repository.ipb.ac.id/handle/123456789/47108.13> August 2018, (07:56)

Aprilla RM, Mustaruddin, Wiyono ES, Zulbainarni N., 2013. Analysis of Efficiency Unit Arrests Ring Trawl Fishery Harbor Beach Lampulo In Banda Aceh. Journals.System Studies and Modeling Fisheries.<https://www.researchgate.net/publication/316028971>, 16 November 2017 (07:15)

Azizah UA 2016. Technical and Economical Efficiency Unit Arrests Net Setet and Strategy Development In: Muncar, Banyuwangi. Essay. Department of Fisheries Resource Utilization. Faculty of Fisheries and Marine Science. Bogor Agricultural Institute.<https://www.google.com/url>. 13 September 2018, (7:54)

Yapanto, LM. Musa FT., 2018. Distribution of Seafood Production in Bajo Sector of Gorontalo Province Indonesia. International Journal of Innovaticience and Research Technology. Vol 3, Issue 3.

DesniartiFauzi A., Monintja DR, and Boer M., 2006. Analysis of the Pelagic Fisheries Capacity. In: Coastal Waters of West Sumatra province. Journals.Department of Fisheries Resource Management. Department of Water Resource Management. Faculty of Fisheries and Marine Science. Bogor Agricultural Institute. Bogor.<http://journal.ipb.ac.id/index.php/jippi/article/view/12003>. March 21, 2018, (09:00)

Digal LN, astronomo IJT, Placencia SGP, and Balgos CQ 2017 Technical Efficiency of handline Fishers in Region 12, Philippines: Application of Data Envelopment Analysis. Journals. School of Management. The University of the Philippines Mindanao. Mintal, Tugbok District. 8022. Davao City Philippines

Department of Community Development District Government of Gorontalo. 2017 Profile Village. Kayubulan village Batudaa District of Gorontalo Regency Beach. Gorontalo

Efendi DS 2007. Excess Capacity Analysis Pekalongan Ring Trawl Fisheries Policy in respect to fisheries in the Java Sea Area. Thesis. Graduate School. Bogor Agricultural Institute.<https://repository.ipb.ac.id/handle/123456789/49773>. 25 November 2018, (06:03)

Gigentika S., Conscience TW, H. Sugeng, Wisudo, Policy, J. 2016. Fishing capacity and technical efficiency of the tuna fisheries in Kupang, Indonesia. Journals.Program of Marine Fisheries Technology. Postgraduate Program of Bogor Agricultural University. Bogor. Indonesia.

- Guntur, A. 2013. Technical and Economical Efficiency Capture Device Scratch and Development Opportunities. In: Rural Rawameneng Blanakan Subang, West Java. Essay. Department of Resource Utilization. Fisheries Faculty of Fisheries and Marine Sciences. Bogor Agricultural Institute. Bogor.<https://ejournal.unsri.ac.id/index.php/maspari/article/view/1816>. 16 November 2017, (07:07)
- Hiola, F. 2017. Revenue Analysis and Marketing Efficiency calamari Fishermen Village Beach Batudaa Lamu District of Gorontalo district. Essay. Department of Water Resource Management. Faculty of Fisheries and Marine Sciences, State University of Goronta
- Iskandar D and Guntur A., 2014. *Technical and Economic Efficiency Capture Device Scratch and Development Opportunities in Rural Rawameneng, Subang regency*, Journals. Department of Fisheries Resource Utilization. FPIK.IPB.<https://ejournal.unsri.ac.id/index.php/maspari/article/view/1816>. 16 November 2018, (07:20)
- N. Mariani, Aimon H., Sentosa SU2013. Production and Efficiency Analysis of Sea Fishermen Fish Chart Machine Koto Xi Tarusan In South Coastal District. Journals.Koto Xi Tarusan. South Coastal District.<https://dokumen.tips/documents/analisis-produksi-dan-efisiensi-ikan-laut-nelayan-bagan-mesin-dikotoxi-tarusan.html>. 16 November 2018, (07:30)
- Nababan and Sari 2010. Loans Venture Capital Efficiency Analysis For Fishermen Fishing. Journals. Department of Resource Economics and the Environment.Bogor Agricultural Institute.[http://ejournal\\_balitbang.kkp.go.id/index.php/sosek/article/view/5792/5015](http://ejournal_balitbang.kkp.go.id/index.php/sosek/article/view/5792/5015). March 21, 2018, (9:28)
- N Suhartono H. 2004. Technical And Financial Analysis Business Unit Fishing Kites In Banggae Majene waters. Essay. Fisheries Resource Utilization Studies Program. Department of Fisheries. Faculty of Marine Sciences and Fisheries, Hasanuddin University. Makassar.[http://www.academia.edu/19979467/Analisis\\_Teknis\\_dan\\_Finansial\\_Unit\\_Usaha\\_Pancing\\_Layangan\\_di\\_Perairan\\_Banggae\\_Kabupaten\\_Majene](http://www.academia.edu/19979467/Analisis_Teknis_dan_Finansial_Unit_Usaha_Pancing_Layangan_di_Perairan_Banggae_Kabupaten_Majene). March 5, 2018, (07:24)
- Olii AH, Monintja DR, Purbayanto A and Nikijuluw V.Ph. 2007. Capacity Tomini Fishing In Southern waters territory Gorontalo. Journals. Department of Fisheries. Faculty of Agriculture. UNG. Department of Fisheries Resource Utilization. Faculty of Fisheries and Marine. IPB.<https://www.google.com/search>. October 17, 2018, (9:19)
- Simanjuntak NS 2016 Analysis of Potential of Fishery Products to Improve Welfare of Fishermen In Kota Sibolga. Essay. Department of Economic Development. Economics and Business Faculty. University of Northern Sumatra. Field.<http://repositori.usu.ac.id/handle/123456789/2056>. July 25, 2018, (11:42)
- Sukiyono K., 2016. MM Romdhon allocative efficiency Factor In Business fisheries In Bengkulu City: A Case Capture Device gillnet. Journals. Social Department of Agricultural Economics. Faculty of Agriculture. University of Bengkulu.<https://ejournal.undip.ac.id/index.php/saintek/article/view/11142>. 16 November 2018, (07:20)

- Sulistyowati. 2017. Analysis of Efficiency Catching Nets Arad In Batang. Journals.Agribusiness Studies Program. STIP Farming.<https://journal.kopertis6.or.id/index.php/sosek/article/view/128/105>. 16 November 2018, (07:26)
- Sutanto HA 2005. Efficiency Analysis Capture Tools and cantrang gillnet fishery. Thesis. Study Program Economics and Development Studies. Diponegoro University. Semarang.<http://eprints.undip.ac.id/15629/>, March 25th 2018 (14:15)
- Wardono, B. 2013. Efficiency, Productivity and Instability Index Tuna Longline Fishery and Fishing Tonda. Journals.Socio-Economic Research Center for Marine and Fisheries. Balitbang. Ministry of Maritime Affairs and Fishery.<http://journal.ipb.ac.id/index.php/jpsp/article/view/13530>. March 21, 2018, (09:00)
- Wicaksono GK, Asriyanto And Boesono. 2014. *Technical Efficiency Analysis of Genuine Payang and Modification Payang with Windows Side of Catch Waterway Kendal*. Essay. Department of Fisheries Resource Utilization. Faculty of Fisheries and Marine Science.DiponegoroUniversity.<https://ejournal3.undip.ac.id/index.php/jfrumt/article/view/4965>. March 21, 2018, (09:34)