

## Original Research Article

# Factors affecting perceived overall job satisfaction: An exploratory analysis on public bank employees of Bangladesh

### Abstract:

This exploratory study paper aims at determining the factors affecting the overall perceived job satisfaction of the employees working at the public banks of Bangladesh. The authors have carefully selected seven such factors after searching the existing literature. Those seven factors: working hour, fair competition, equal treatment, psychological stress & frustration, promotional opportunity, benefit package and co-working relationship have been considered as the independent variables while overall job satisfaction has been considered as the single dependent variable. The authors collected the primary data from a valid sample of 360 public sector bank employees through a structured questionnaire. Exploratory factor analysis (EFA) using SPSS (24) was utilized in order to validate the items of independent variables and structural equation modeling using AMOS (24) was utilized in order to test the hypothesized relationships between each independent variable and the dependent one. After proper statistical analysis, it was revealed that fair competition, equal treatment, promotional opportunity and working hour can positively and sufficiently influence the perceived overall job satisfaction of Bangladesh public bank employees while the other three factors, psychological stress & frustration, co-working relationship and benefit package have insufficient influence over job satisfaction. The authors are well confident that this explorative study will guide the bank management in satisfying their competent employees in a more effective manner. Implications, limitations, and future directions have been also discussed in the study.

**Keywords:** Job satisfaction, Public banks, Explorative study, Employees, Bangladesh.

### 1. INTRODUCTION:

In the present business atmosphere, creating and maintaining a positive and work-friendly environment is becoming more and more imperative for organizational development and performance [1]. In this regard, employees can be considered as one of the most important strategic elements for the acquisition of competitive advantage [2]. In fact, the optimum efficiency and competence of an organization do not merely depend on its economic resources or using the most modern technology, rather it is determined by the extent to which it is using its committed, motivated and competent workforce [3]. Further, it also depends on the quantity of its satisfied employees who will continue to provide their priceless service to the same organization. So, the success of a corporate firm lies on how efficiently it is using its quality and talented employees with optimum satisfaction [4]. A constructive management-employee relation ensures a sound working environment that encourages elevated employee contribution and an employee-friendly culture [1]. At present, the service sector is characterized by rivalry,

modification, value, inspiration, technology adaption [5, 6] and workforce diversity [7]. Consequently, the demands for competent workers have risen are more than ever [6]. High requirement for proficient workforce has altered the organizational relationship [8] and human resources are motivated to assist and execute conscientiously and responsively [9]. Accordingly, the managerial concern for satisfying their workforce is increasing more than ever [10].

It has been well acknowledged that satisfied employees can also satisfy the customers [11]; work with superior competence [12]; feel contented and contribute positively towards overall organizational performance [1]. Further, job satisfaction ensures employee empowerment [13] and organizational commitment [14]; resulting in enhanced development, performance and collaboration [15]. Job satisfaction can also play a significant role in reducing pessimistic behaviors such as recurrent absence, lack of discipline, and elevated turnover [14, 16]. In addition, satisfied employees are less tending to depart jobs [17]; being more committed towards organization [18].

Banking sector is one of the most important job sectors in service oriented atmosphere. Considering the intensity of rivalry within the service industry, banks must understand how the proper HRM practices influence organizational performance [1, 5]. The job satisfaction factors of the bank employees are the input in formulating and executing prospective organizational policies and strategies [19]. High satisfaction usually leads to superior productivity, elevated participation and less turnover [20]; job fitness [21] and employee allegiance [22]. Banking sector is one of the most fundamental elements for economic growth in any country. The modern banking system is increasingly escalating and diversifying beyond the limits of traditional, manual system adopting modern technology and information systems. As an important service sector, banks are not only contributing towards economic development of Bangladesh but also acting as a platform for generating employment and bringing foreign exchange. Furthermore, the sector has momentous contributions in corporate social responsibility expenditure [23].

Therefore, although there are ample research investigations regarding the job satisfaction focusing on different industries and different country perspective, there is a growing need to investigate the job satisfaction factors for Bangladeshi banking sector employees. The present study aims to investigate the following research question:

**RQ:** What are the tentative factors that affect the job satisfaction of Bangladeshi public bank employees?

## **2. LITERATURE REVIEW:**

### **2.1 Job satisfaction**

Job satisfaction is a set of perceived positive or negative feelings and emotions with which employees view their jobs or workplaces [14, 24]. The degree of satisfaction can be used to determine the intentions of employees towards their workplaces and how the employees are satisfied (or dissatisfied) with their jobs [25]. It is a person's perceived cognitive, affective, and evaluative reactions towards his/her job [26]. Job satisfaction is the important measure of employees' experiences, orientation and obligation [27]. It can be an important pointer of how employees consider about their jobs and a predictor of work behaviors such as organizational

citizenship, absenteeism, turnover, organizational effectiveness [18]. It also includes recognition & admiration, job circumstances, pay & benefit packages, promotional policy, supervisory treatment and organizational policies or procedures.

Job satisfaction has been a noteworthy and thought-provoking theme for scholars and practitioners of management and organizational psychology for quite a few decades [28]. It is one of the most widespread areas in organizational behavior research. It is an interdisciplinary junction of research in psychology [29], sociology [30, 31], economics [32, 33], management [34] and public administration [35, 36] over the preceding five decades. Job satisfaction is a type of work-related influence that is possibly founded on individual cognitive evaluation and concerns of an employee's job and emotional response towards the job as an aggregate [37]. According to Robbins & Judge [38], job satisfaction is the compilation of perceived outlook that an individual holds toward his or her job while Pappas & Kumar [39] defined job satisfaction as the psychological feelings about the jobs.

## **2.2 HRM practices and job satisfaction**

Kaya, Koc, & Topeu [40] discovered that the positive impact of HRM activities, organizational climate in particular makes a noteworthy contribution to job satisfaction. Ali et al. [1] and Hosain [5] have reported that some selected HRM practices have significant positive relationships with organizational performance. Idris, See, & Coughlan [41] investigated the relationship between employee empowerment and job satisfaction and revealed a strong positive connection between employee empowerment and job satisfaction. Bastida, Marimon, & Carreras [42] exposed that HRM practices had effect on employee job satisfaction. Faroque, Rahman, & Rahman [43] claimed that marital status, education, weekly holiday, casual leaves, sick leaves, earned leaves, festival holidays and parental leaves are strongly associated with job satisfaction.

## **2.3 Job satisfaction in the banking sector**

Numerous research studies have been carried out concerning the job satisfaction of bank employees. Islam & Saha [44] found that salary, efficiency, fringe supervision and co-worker relationship were the most significant factors contributing to job satisfaction in Bangladesh. They further reported that the perceived job satisfaction of private bank officers was higher than public sector. Rahman, Gurung, & Saha [45] revealed that payment, strong relationship with colleagues, sense of accomplishment, adequate available information, ability to execute new ideas are the most important factors to enhance the level of job satisfaction. Faroque, Islam, Rashid, & Murtaza [46] identified that age, tenure, ability, emotions, values, attitudes and personality have strongly significant impacts on job satisfaction. George & Zakkariya [47] exposed the significance of increasing job satisfaction and edging down job-related stress experienced by employees of different banks differ and concluded that even in the identical sector, there can be a variation in perceived job stress and job satisfaction. Saner & Eyupoglu [48] revealed that bank employees in North Cyprus were moderately satisfied with their jobs.

In some very recent studies, Bhardwaj, Mishra, & Jain [49] revealed that the most of the bank employees are satisfied with working culture. Cherif [50] discovered a positive association between the HRM practices and job satisfaction in Saudi Arabian banking sector. Therefore, it is evident from the above literature that over the last few decades, remarkable changes have been

occurred in banking sectors in different countries and that have affected employee job satisfaction.

#### **2.4 Working hour**

Usually, bank employees work for longer period with hectic jobs. Therefore, working hour is a significant aspect to determine the level of job satisfaction although this factor has been comparatively less researched than the other factors such as working environment, working relationship and job stress. Khalid & Irshad [51] revealed that employees of private banks were more satisfied with pay, recognition, and working hours as compared to public sector bank employees. Aida [52] pointed in his study that a flexible working hour system rather than a rigid, 40 hour a week working hour is more effective in increasing job satisfaction and employee retention. Roy, Hossain, & Shammi [53] investigated the factors affecting job satisfaction of Bangladeshi bank employees and found that the bank employees are dissatisfied with their longer working hours. This study has considered working hour as one of the independent components to determine the job satisfaction.

H<sub>1</sub>: Working hour can positively affect overall employee job satisfaction.

#### **2.5 Fair competition**

Fair and healthy completion among the employees in order to improve their individual and organizational performance that results in rewards can be a good source of job satisfaction among the bank employees. However, this factor has been ignored in the academia and became a less traced factor by the researchers. Indrasari [54] pointed that fair and healthy completion among the staffs can increase job satisfaction and performance. The authors have selected this factor as one of the components of job satisfaction.

H<sub>2</sub>: Fair competition can positively affect overall employee job satisfaction.

#### **2.6 Equal treatment**

Fair, impartial, equal and justifiable supervisory treatment for all the employees is a significant factor in determining the level of job satisfaction. Huseyin & Mustafa [55] impact of nepotism, cronyism and favoritism on the overall job satisfaction in the banking industry of North Cyprus and found that nepotism, favoritism and cronyism create job stress in the workplace and increases dissatisfaction of the staff about their organizations. They pointed nepotism has the greatest negative effect on job stress. They suggested that all the employees should be treated equally by the supervisors and organizations. Coetzee & Jo-Anne [56] investigated the role of fair treatment on job satisfaction and employee commitment on some leading banks in South Africa and discovered that fair treatment in the workplace does have a significant effect on job satisfaction resulting in better employee commitment.

H<sub>3</sub>: Equal treatment can positively affect overall employee job satisfaction.

#### **2.7 Psychological stress & frustration**

No job is free of stress and frustration although the degree of such stress and frustration depend on the individual perception of an employee. There are ample research evidences arguing that job related stress and frustration are one of the main sources of job dissatisfaction among the employees. As an example, Goswami [57] found that occupational stress results in subjective

effects such as panic, fury and nervousness among employees leading to poor mental and psychological health of the bank employees and suggested that the bank management should try to shrink psychological strain, job insecurity and role ambiguity through job redesign. Other support activities such as behavioral and psychological counseling and short term courses on time management and workshop on stress management can be planned. Ajayi [58] revealed that job stress significantly reduce the overall job satisfaction and performance of an individual in Nigerian banking industry. In a more recent study, Priyanka & Singhal [59] identified that work and behavior based stressors had significant associations with declining job satisfactions among the bank employees in India.

H<sub>4</sub>: Psychological stress & frustration can positively affect overall employee job satisfaction.

### **2.8 Promotional opportunity**

Promotion is a medium of career growth for an employee in any organization. Usually, an employee is promoted to a higher position as a reward of his/her commitment towards the job and organization, better performance and contribution towards the organization. Such promotions, in most organizations, are given on the basis of seniority and performance. Promotion or promotional opportunities can greatly impact employees' job satisfaction and motivate them morally and emotionally. However, empirical research evidence showing the direct effect of promotional opportunity on job satisfaction is scarce. Okpara [60] identified that the male managers were overall more satisfied with their company promotion policies than their female counterparts. Pandey & Rai [61] revealed that the employees of the State Bank of India depend upon the nature of work, pay, job security and promotional, opportunities. In a more recent study conducted on Afgan bank employees, Safi [62] concluded that the promotion and career growth opportunities can determine the overall level of job satisfaction along with working environment, salary, existing rules, co-working relationship and supervision.

H<sub>5</sub>: Promotional opportunity can positively affect overall employee job satisfaction.

### **2.9 Benefit package**

Benefit package includes the non-monetary benefits or facilities an employee get from his/her organization for contributing towards the job such as training facilities, number of leaves, leave with pay, transportation, canteen facilities and many more that are not directly related to salary or bonus but have monetary value. Hosain [13] revealed that the Bangladeshi front line employees of different organizations are satisfied and motivated by the different financial and non-financial rewards and packages. The same author, Hosain [5] conducted larger another empirical survey on selected service oriented Bangladeshi firms where he identified e-compensation and benefit have the strong positive association with job satisfaction leading towards organizational strategic performance. Baskar [63] revealed that contingent rewards and pay can be considered as a significant factor of job satisfaction of Indian public sector banks. Comparatively recently, Haq [64] established a strong relationship between the retirement benefits & time off with job satisfaction of Bangladeshi private organization employees.

H<sub>6</sub>: Benefit package can positively affect overall employee job satisfaction.

### **2.10 Co-working relationship**

Co-working relationship or collegial relationship can be termed as the formal and informal interrelationships among the employees working at an organization. As the employees work as a team rather than individual level, such relationship is vital in order for an organization to be successful. Haq [64] found no association between coworkers' relationship management on overall satisfaction of job. On the other hand, Khairuddin & Omar [65] made an extensive literature survey on co-worker support in Malaysian cultural context and argued that co-workers' support is vital for shaping human behavior at the workplaces. Hasan, Jiea, & Bidin [66] extrinsic satisfaction factors (including employee co-working relationship) are positively and significantly contribute towards employee job satisfaction of Malaysian public banks.

H<sub>7</sub>: Benefit package can positively affect overall employee job satisfaction.

As mentioned earlier, all the factors have been selected based on the literature survey and the summary of the factors have been illustrated in the following table along with corresponding reference.

**Table-1:** Selection of independent factors with corresponding reference

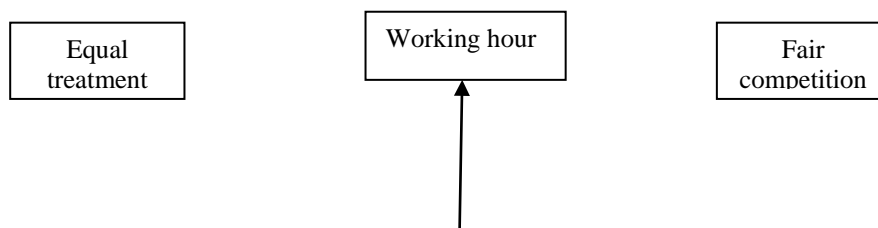
Selected variables	Corresponding literature source(s)
Equal treatment	Coetzee & Jo-Anne (2012); Huseyin & Mustafa (2008)
Working hour	Roy, Hossain, & Shammi (2017); Aida (2016); Khalid & Irshad (2010)
Fair competition	Indrasari (2017)
Co-working relationship	Haq (2018); Hasan, Jiea, & Bidin (2018); Haq (2018)
Benefit package	Haq (2018); Hosain (2017); Baskar (2016); Hosain (2013)
Promotional opportunity	Safi (2020); Rai (2018); Okpara (2006)
Psychological stress & frustration	Priyanka & Singhal (2020); Ajayi (2018); Goswami (2015)

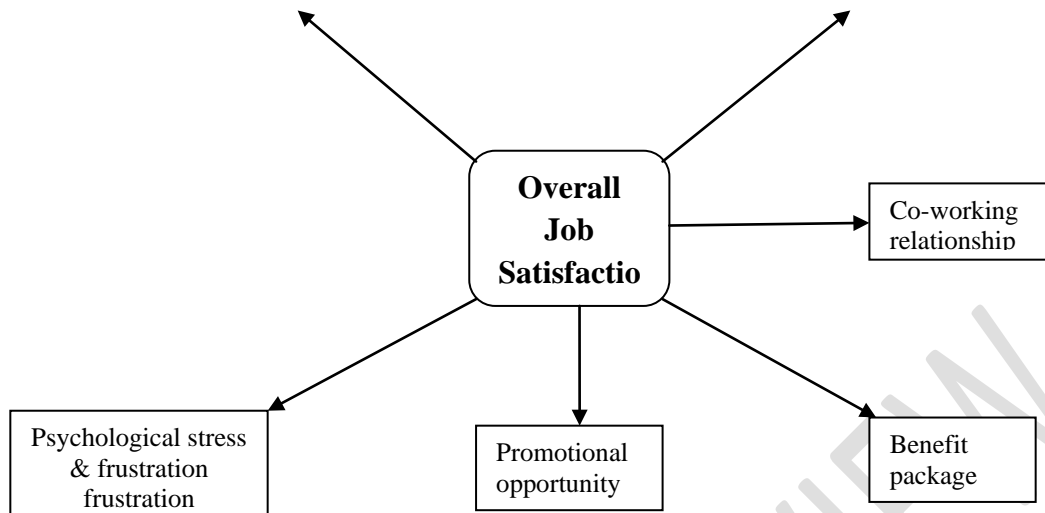
Source: Literature survey

### 2.11 Theoretical model

This explorative study involves seven independent variables with one single dependent variable: overall job satisfaction. The theoretical model has been illustrated in the following diagram (Figure-1):

**Figure-1:** Theoretical model (All the relationships are hypothesized to be positive)





Source: Authors' elaboration

### 3. RESEARCH METHOD AND METHODOLOGY:

#### 3.1 Collection of data

Primary data has been collected for this explorative study as the secondary information is not suitable for the quantitative scale measurement. A detailed structured survey questionnaire has been used to collect data from the participants. Those respondents have been chosen using convenience sampling method from two big cities of Bangladesh.

400 questionnaires were distributed to the Government bank employees in Bangladesh. At the end of collecting data, the authors have received 370 questionnaires (with a response rate of 0.93). Finally, 10 questionnaires have been found incomplete, biased, and or abnormally answered and discarded through scrutinizing process. Finally, the valid data (n) used for this study was 360. The analysis was made by using multivariate analysis techniques such as exploratory factor analysis, confirmatory factor analysis and structural equation modeling.

#### 3.2 Determination of sample size

There are around 4,00,000 bank employees in about 9 public banks (6 commercial and 3 specialized) in Bangladesh [67]. To determine the sample size of above bank employees, the formula published by University of Florida was used as a reference. This study used formula for taking sample data from population suggested by Yamane [68]:

$$n = \frac{N}{(1 + Ne^2)}$$

Where, n=Sample size, N= Population, e=Level of precision. In calculating number of sample, the following assumptions were made to determine:

n=330, if Population size is 400000; Level of precision is 5%. However, 360 respondents have been taken as valid in this study.

#### 3.2 Survey instrument

This study selected and interviewed 360 bank employees from public banks located in different cities of Bangladesh. A structured questionnaire with 42 items was used to collect the data developed by literature review. This structured questionnaire with a 5-point Likert scale has been used for collecting the pertinent data from the participants. Table-2 highlights the number of items for each independent variable and the dependent one.

**Table-2:** Number of items under each variable on the survey questionnaire

Variables	No. of items
Overall job satisfaction (Dependent)	1
Equal treatment (Independent)	6
Working hour (Independent)	3
Fair competition (Independent)	5
Co-working relationship (Independent)	5
Benefit package (Independent)	3
Promotional opportunity (Independent)	5
Psychological stress & frustration (Independent)	4
<b>Total number of items</b>	<b>32</b>

Source: Survey instrument

### 3.4 Validity and reliability of the items included on the survey instrument

If numerous items are used to determine an individual construct, the items' (indicator) convergent validity should be one of the main concerns to the researcher that can be explained as the degree to which multiple items to measure the identical concept are in concord [69]. According to Hair, Anderson, Tatham, & Black [70], convergent validity could be accessed through composite reliability. The results of the measurement model (Table-3) indicate that the factor loadings for all items surpassed the recommended value of 0.70 [71]. Composite reliability (CR) values ranged from 0.81 to 0.93 which exceeded the recommended value of 0.70.

On the other hand, in order to analyze the reliability (internal consistency) of the variables, this study has used the Cronbach's alpha coefficient and composite reliability (CR) value. Table-3 shows all Cronbach's alpha values are above 0.60 cutoff values as suggested by Nunnally & Berstein [72]. Therefore, the results of reliability and validity indicate that each individual item is internally consistent and has a fairly high degree of reliability.

**Table-3:** Reliability and validity of the questionnaire items

Variables	Composite reliability	Cronbach's alpha
Overall job satisfaction (Dependent)	0.914	0.896
Equal treatment (Independent)	0.816	0.904
Working hour (Independent)	0.931	0.890
Fair competition (Independent)	0.887	0.881
Co-working relationship (Independent)	0.761	0.643
Benefit package (Independent)	0.719	0.674
Promotional opportunity (Independent)	0.916	0.923
Psychological stress & frustration (Independent)	0.706	0.623

Note: Composite Reliability > 0.70 (Hair et al. 1998), Cronbach's alpha > 0.60 (Nunnally & Berstein, 1994)

Source: Descriptive statistics

## 4. ANALYSIS AND INTERPRETATIONS OF RESULTS:

### 4.1 Demographic characteristics of the participants



Table-4 highlights the demographic characteristics of the participants of this study. It indicates

**Table-4:** Demographic characteristics of the participants

Demographic variables	Category	Arithmetic number	Percentage
<b>Gender</b>	Male	277	76.94
	Female	83	23.06
	<b>Total (n)</b>	<b>360</b>	<b>100</b>
<b>Age range (in year)</b>	25-34	95	26.39
	35-44	211	58.61
	45 or more	54	15
	<b>Total (n)</b>	<b>360</b>	<b>100</b>
<b>Educational level</b>	Undergraduate	48	13.33
	Master	301	83.61
	PhD	11	3.06
	<b>Total (n)</b>	<b>360</b>	<b>100</b>
<b>Length of service (in year)</b>	Less than 5	35	9.72
	6-10	112	31.11
	11-15	123	34.17
	16 or more	90	25
	<b>Total (n)</b>	<b>360</b>	<b>100</b>

Source: Demographic components of the questionnaire

that more than three fourths of the participants are male while majority of them are aged between the age range of 35 to 40 years. Most of the respondents are Master degree holders while there are a handful of PhD degree holders as well. Regarding the length of service, more than one third of them (34.17%) have the experience between 11 to 15 followed by 6 to 10 years (31.11%). Exactly one fourth of the participants have the experience of 16 years more.

#### 4.2 Normality of data:

According to Tabachnick & Fidell [73], the value of skewness and kurtosis statistic lies between -4 to +4 that is deemed to be acceptable. Table-5 shows that all the data have met the acceptable range indicating the normal distribution.

**Table-5:** Normality of data

Questionnaire items	N	Mean	Std. Deviation	Skewness	Kurtosis
	Statistic	Statistic	Statistic	Statistic	Statistic
My supervisors respect the subordinates	360	3.656	1.15378	-0.348	-1.136
The bank employees have good relations with each other	360	3.6111	1.12895	-0.348	-1.034
My managers always help the employees	360	3.5917	1.0621	-0.333	-0.975
My bank provides good working equipments	360	4.1167	1.03571	-1.037	-0.105
The perceived job security by me in reasonable	360	3.8806	1.0012	-0.646	-0.602
The benefits provided are reasonable	360	3.0417	1.09745	-0.134	-0.996
The benefit management is perfect	360	3.1972	1.00555	-0.42	-0.654
I am satisfied with the bank facilities	360	2.875	1.1213	0.034	-0.934
I respect other employees	360	3.5806	1.20776	-0.4	-1.144

My bank provides different working hours for different employees if needed	360	3.5528	1.2456	-0.434	-1.079
The job provides opportunity for creativity	360	3.5194	1.24433	-0.346	-1.205
My bank has fair evaluation system	360	3.9056	1.02719	-0.833	-0.4
My bank managers are fair in communicating with their employees	360	3.8889	1.01734	-0.845	-0.351
Same ranked employees receive same salary	360	3.9861	1.07508	-0.865	-0.512
Promotional policies are fair	360	3.9056	1.03529	-0.855	-0.334
My bank emphasizes on fair competition among the staffs	360	3.8944	1.01793	-0.807	-0.411
Every employee is treated equally in my bank	360	3.9361	1.04965	-0.816	-0.334
My bank provides equal opportunities for every employee	360	4.0056	1.07645	-0.846	-0.459
The boss and subordinate relationship encourages my work	360	3.9778	1.04204	-0.876	-0.206
The relationships among co-workers are satisfactory	360	4.0194	0.97727	-0.957	0.09
Union activities in my bank are cordial	360	3.9278	1.0317	-0.758	-0.48
My job provides freedom to use my own judgment	360	4.3111	0.72588	-1.123	1.889
Grievance handling system is justifiable	360	4.1361	0.72813	-0.52	-0.015
Psychological stress and frustration affect my work performance	360	4.1251	0.73012	-0.414	-0.357
I do not like the monotonous duties assigned	360	4.0667	0.78708	-0.463	-0.194
Workloads assigned to me is justifiable	360	4.2139	0.73232	-0.357	-1.073
Promotional policies are very clear in my bank	360	3.7167	1.11598	-0.511	-1.063
Promotion depends on employees' work performance	360	4.1833	0.72346	-0.914	1.569
Promotion depends on managers' decision	360	4.2278	0.66198	-0.983	2.679
My bank has perfect evaluation system	360	4.2417	0.68403	-0.874	1.755
Promotion can be influenced by my work attitude	360	4.0333	0.89505	-0.886	0.542
In general, I am satisfied with my bank job	360	4.0271	0.91661	-0.337	0.165

Source: Descriptive statistics (SPSS 24)

### 4.3 Reliability and discriminant validity:

To analyze the reliability, this study used composite reliability (CR) and average variance extracted (AVE) from the data which are shown in table-6. The table shows the corresponding values are at the acceptable limit as recommended by Hair et al. [70].

On the other hand, for checking the discriminant validity, this study has followed Fornell & Larcker's [74] criterion that compares AVE value with corresponding correlation values with other variables. The square-root value of AVE needs to be greater than the corresponding correlation values with other variables [75]. The discriminant validity of the factors have been presented in table-6.

**Table-6:** Discriminant validity

Factors	CR	AVE	1	2	3	4	5	6	7
---------	----	-----	---	---	---	---	---	---	---

1. Working Hour	0.875	0.702	<b>0.838</b>						
2. Fair Competition	0.966	0.849	0.327	<b>0.921</b>					
3. Equal Treatment	0.955	0.809	0.505	0.572	<b>0.899</b>				
4. Promotion Opportunity	0.883	0.655	0.455	0.069	0.128	<b>0.809</b>			
5. PSF	0.906	0.709	0.229	-0.049	0.099	0.439	<b>0.842</b>		
6. Coworker's Relationship	0.887	0.725	0.700	0.259	0.456	0.451	0.266	<b>0.851</b>	
7. Benefit Package	0.796	0.566	0.257	-0.019	0.130	0.175	0.100	0.247	<b>0.752</b>

Note: Composite Reliability > 0.70 (Hair et al. 1998); AVE > 0.50 (Fornell & Larcker, 1981; Henseler et al., 2009)  
Source: Descriptive statistics (SPSS 24)

#### 4.4 Exploratory factor analysis (EFA):

There are four commonly used assumptions were for evaluating exploratory factor analysis established by Hair et al. [70] and Field [76]. They are (i) sampling adequacy (Kaisers-Mayesolkin) measurement that should be greater than 0.5 (ii) the minimum Eigen value for each factor (iii) considering the sample size, factor loading of 0.50 for each item considered as the threshold for retaining items to ensure greater confidence; and (iv) Promax rotation which is a good general approach that simplifies the interpretations of the factors [76].

Table 5 shows the results of exploratory factor analysis. The factor the analysis can be performed when Kaiser-Meyer-Olkin (KMO) Test and Bartlett's Test of Sphericity are significant which is suggested by Hair, Black, & Babin [77]. An index of Kaiser's measures of sampling adequacy (KMO=0.877) and Bartlett's Test of Sphericity  $\chi^2$  ( $p=0.000$ ) suggest that the factor analysis is appropriate for analyzing the data of this study (Table-7). This study has found that factor loading of all items had greater than 0.50 after examining the pattern matrix of EFA (Table-7). The results indicate that the factor analysis is appropriate.

After confirming research constructs, Maximum likelihood and the Promax Method (PM) were specifically used to extract factors from 31 items. Hair et al. [77] recommended that each item factors loading must be more than 0.50 values that are considered highly significant. Based on Eigen value greater than 1, a seven-factor model was identified that explains 77.79% of the total variance of the data set. As a whole, 31 items were grouped (based on Eigen value) into seven different factors: (i) working hour (ii) fair competition (iii) equal treatment, (iv) promotion opportunity, (v) psychological stress and frustration (vi) coworker's relationship; and (vii) benefit package. The EFA result has also showed 0.595 as the lowest and 0.96 as the highest factor loadings of the variables. The result of the factor analysis showed that all the factors, as a whole, are acceptable for further analysis (Table-7).

**Table-7:** Factors affecting job satisfaction of Bangladeshi public bank employees

Factor name	EV1	PV2	CV3	Component variables	Factor loading	CR	AVE
Coworker's Relationship	8.997	29.02	29.021	My supervisors respect the subordinates	0.625	0.887	0.725
				The bank employees have good relations with each other	0.719		
				My managers always help the employees	0.644		

				The bank provides good working equipments	0.68		
				The perceived job security by me is reasonable	0.849		
Benefit Package	4.972	16.04	45.062	The benefits provided are reasonable	0.732	0.796	0.566
				The benefit management is perfect	0.798		
				I am satisfied with the bank facilities	0.78		
Working Hour	2.905	9.369	54.431	I respect other employees	0.876	0.875	0.702
				My bank provides different working hour for different employees if needed	0.94		
				My job provides opportunity for creativity	0.766		
Fair Competition	2.346	7.568	61.998	My bank has fair evaluation system	0.829	0.966	0.849
				My bank managers are fair in communicating with their employees	0.858		
				Same ranked employees receive the same salary	0.88		
				Promotional policies are fair	0.895		
				My bank emphasize on fair competition among the staffs	0.953		
Equal Treatment	1.99	6.419	68.418	Every employee is treated equally in my bank	0.931	0.955	0.809
				My bank provides equal opportunities for every employee	0.825		
				The boss and subordinate relationship encourages my work	0.927		
				The relationships among the co-workers are satisfactory	0.832		
				Union activities in the bank are cordial	0.922		
				The job provides freedom to use my own judgment	0.595		
Psychological Stress and Frustration	1.783	5.75	74.168	Grievance handling system is justifiable	0.757	0.906	0.709
				Psychological stress and frustration affect my work performance	0.96		
				I do not like the monotonous duties assigned	0.85		
				Workloads assigned to me is justifiable	0.79		
Promotional Opportunity	1.123	3.622	77.79	Promotional policies are very clear in my bank	0.633	0.883	0.655
				Promotion depend on employees' work performance	0.911		
				Promotion depends on	0.744		

				managers' decision			
				My bank has perfect evaluation system	0.775		
				Promotion can be influenced by my work attitude	0.733		
Note: CV3=Cumulative variance; EV1=Eigen value; PV2=Percent of variance							
KMO=0.877, DF=465, Significance=0.000							

Source: Exploratory factor analysis (SPSS 24)

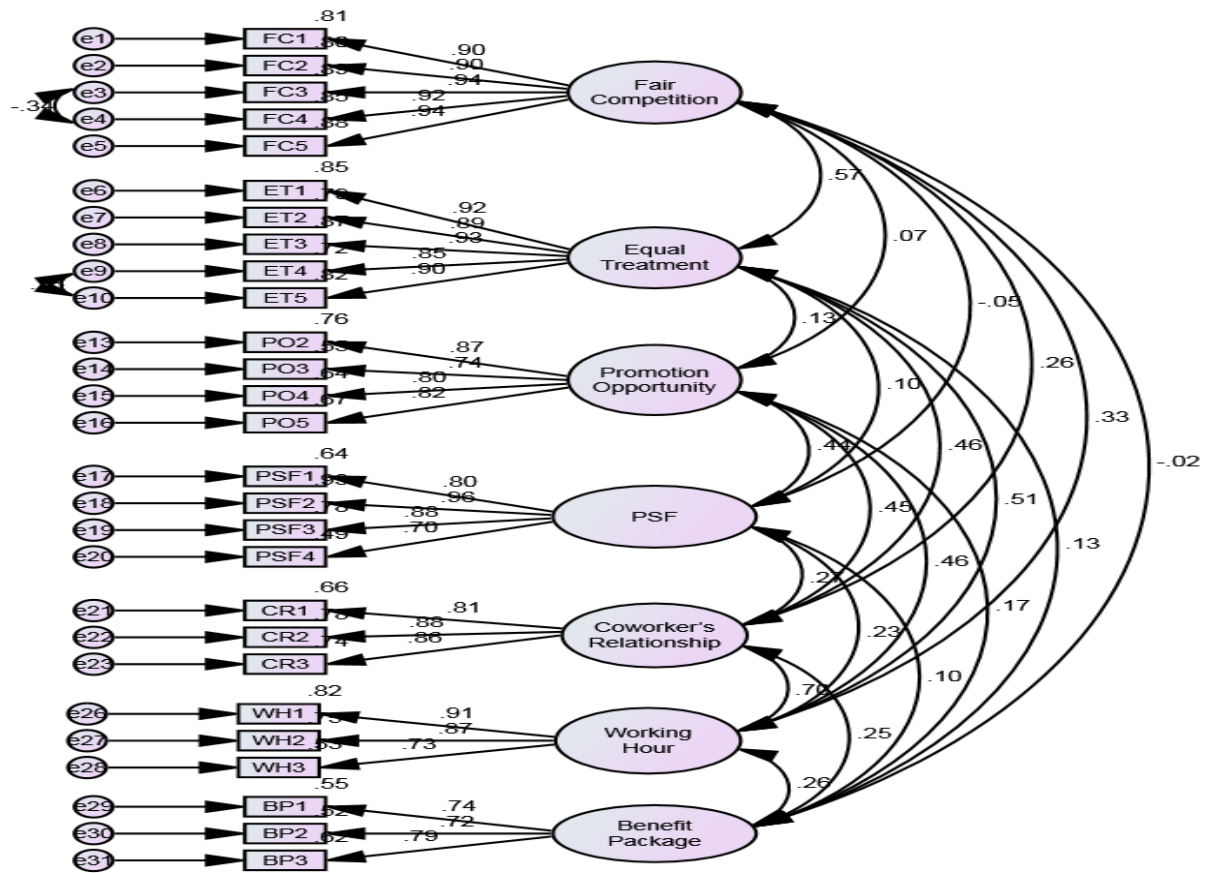
Table-7 indicates that the first factor (Coworker's relationship) can explain individually 29.02% of the total variance with 5 items. Benefit package can explain individually 16.04% of the total variance with 3 items. The third one (Working hour) can explain individually 9.369% of the total variance with 3 items. The fourth factor (Fair competition) can explain individually 7.568% of the total variance with 5 items. The fifth factor (Equal treatment) can explain individually 6.419% of the total variance with 6 items. Psychological stress and frustration can explain individually 5.75% of the total variance with 4 items, while the last one, (Promotional opportunity) can explain individually only 3.622% of the total variance with 5 items in this analysis.

#### 4.5 Confirmatory factor analysis (CFA):

Confirmatory factor analysis (CFA) is a statistical technique used to verify the factor structure of a set of observed variables. CFA allows the researcher to test the hypotheses showing the relationships between observed variables and their underlying latent constructs exists. The relative Chi-Square for this model is 3.636 that is smaller than 5.0 as recommended by Marsh & Hocevar [78]. Other fit indices also have shown a good fit for the measurement model. The GFI and AGFI of the model are 0.868 and 0.834 respectively which are higher than the recommended value of 0.80 [79, 80].

Furthermore, the non-incremental fit index such as the comparative fit index (CFI) is 0.945 that exceeds the recommended cut-off level of 0.90 [81]. The root mean residual (RMR), a "badness of fit" index (higher numbers mean worse fit) values of standardized RMR (<0.10) generally considered adequate. In CFA, the RMR value has been found as 0.047 which is less than 0.08 is commonly recommended as acceptable [82]. Also, the squared roots means residual (SRMR) value is 0.0496 that is below <0.05, commonly recommended as acceptable [83, 84]. Finally, the root means square error of approximation (RMSEA) is 0.065 which is also less than the suggested good fit to the data [85]. The summary result of the analysis is shown in table-8. The fit indices showed good model fit to the data.

**Figure-2:** Confirmatory factor analysis



Note: PSF=Psychological stress and frustration  
Source: SPSS (24)

**Table-8:** Model fit indices and their acceptable thresholds

Goodness of fit indices	Value	Level of acceptance	Reference
Chi-square/df	2.526	< 5.00	Marsh & Hocevar (1985)
CFI	0.945	>0.90	Bentler (1990)
RMR	0.047	<0.08	Hu & Bentler (1998)
GFI	0.868	>0.80	Baumgartner & Homburg (1995); Doll, Xia & Torkezadeh (1994)
AGFI	0.834		
RMSEA	0.065	<0.08	Browne & Cudeck (1993)
SRMR	0.0496	<0.05	Byrne (1998); Diamantopoulos & Siguaw, (2000)

Source: Literature review

#### 4.6 Multicollinearity test:

Variance inflation factors can range from 1 to 10 and upwards. The VIF numerical tells us what percentage the variance is inflated for each coefficient. A rule of thumb for interpreting the variance inflation factor is that 1 represents not correlated, between 1 and 5 is moderately correlated, and greater than 5 represents highly correlated. To check the influence of multicollinearity, the variance inflation factors (VIF) have been calculated and found to be with a

maximum value of 3.3 as shown in table-9 which is at a permissible limit as recommended by Hair et al. [70].

**Table-9:** Variance inflation factor & tolerance in multicollinearity

Coefficients							
	Unstandardized Coefficients		Standardized Coefficients	t	Sig.	Collinearity Statistics	
	B	Std. Error	Beta			Tolerance	VIF
(Constant)	0.469	0.265		1.771	0.077		
CR	-0.021	0.038	-0.036	-0.565	0.572	.559	1.790
BP	-0.024	0.032	-0.036	-0.740	0.460	.931	1.074
WH	-0.119	0.036	-0.217	-3.296	0.001	.512	1.955
PSF	0.058	0.048	0.063	1.227	0.221	.833	1.200
PO	0.379	0.054	0.401	7.073	0.000	.690	1.449
ET	-0.180	0.040	-0.285	-4.498	0.000	.550	1.820
FC	0.143	0.036	0.229	3.941	0.000	.653	1.530

a. Dependent Variable: Overall

Source: SPSS (24)

#### 4.7 The coefficient of determination:

The analysis shows that the R square value of the model is 0.270 (Table-10) which is accepted by Falk & Miler [86]. They recommended that R square value should be greater than or equal to 0.10 in order for the variance explained of a particular endogenous construct to be deemed adequate.

**Table-10:** The coefficient of determination

Model Summary									
R	R Square	Adjusted R Square	Std. Error of the Estimate	Change Statistics					Durbin-Watson
				R Square Change	F Change	df1	df2	Sig. F Change	
0.470	0.271	0.205	0.53783	0.221	14.240	7	352	0.000	1.871

a. Predictors: (Constant), FC, BP, PSF, CR, PO, ET, WH

b. Dependent Variable: Overall

Source: SPSS (24)

The results indicate that all the seven independent factors: (i) working hour (ii) fair competition (iii) equal treatment, (iv) promotion opportunity, (v) psychological stress and frustration (vi) coworker's relationship (vii) benefit package can explain 27% of overall employee job satisfaction of bank employees in Bangladesh.

#### 4.8 Common method bias test (CMB):

A Harman's single factor test tests to use if the majority of the variance can be explained by a single factor. If single factor will not explain the majority of variance, the CMB will not be occurred. Below table indicate that each factor can explain only 29.925% variance of this study that means that CMB did not occur in this study.

**Table-11:** Common method bias test

Total Variance Explained						
Component t	Initial Eigen values			Extraction Sums of Squared Loadings		
	Total	% of Variance	Cumulative %	Total	% of Variance	Cumulative %
1	8.997	29.021	29.021	8.997	29.021	29.021
2	4.972	16.040	45.062			

Source: SPSS (24)

**4.9 Results of structural equation modeling (SEM):**

The covariance-based structural equation modeling which is part of multivariate analysis technique has been used to find the significant relationships between pre-selected factors and overall job satisfaction of the public bank employees of Bangladesh. Table-12 and figure-3 highlights the structural parameter estimates and hypothesis testing results.

**Table-12:** Regression weights: (Group number 1 - Default model)

Relationships	Hypothesis	Estimate	S. E.	C. R.	P	Comment
Overall<---Working hour	H <sub>1</sub>	-0.156	0.046	-3.406	***	Supported
Overall<---Fair competition	H <sub>2</sub>	0.171	0.039	4.361	***	Supported
Overall<---Equal treatment	H <sub>3</sub>	-0.199	0.042	-4.703	***	Supported
Overall<---PSF	H <sub>4</sub>	0.008	0.057	0.147	0.883	Not Supported
Overall<---Promotion opportunity	H <sub>5</sub>	0.434	0.063	6.899	***	Supported
Overall<---Benefit package	H <sub>6</sub>	-0.027	0.041	-0.666	0.505	Not Supported
Overall<---Co working relationship	H <sub>7</sub>	0.015	0.051	0.296	0.767	Not Supported
Squared multiple correlations				0.270		

Note: \*\*\* indicates  $p < 0.5$  significance level

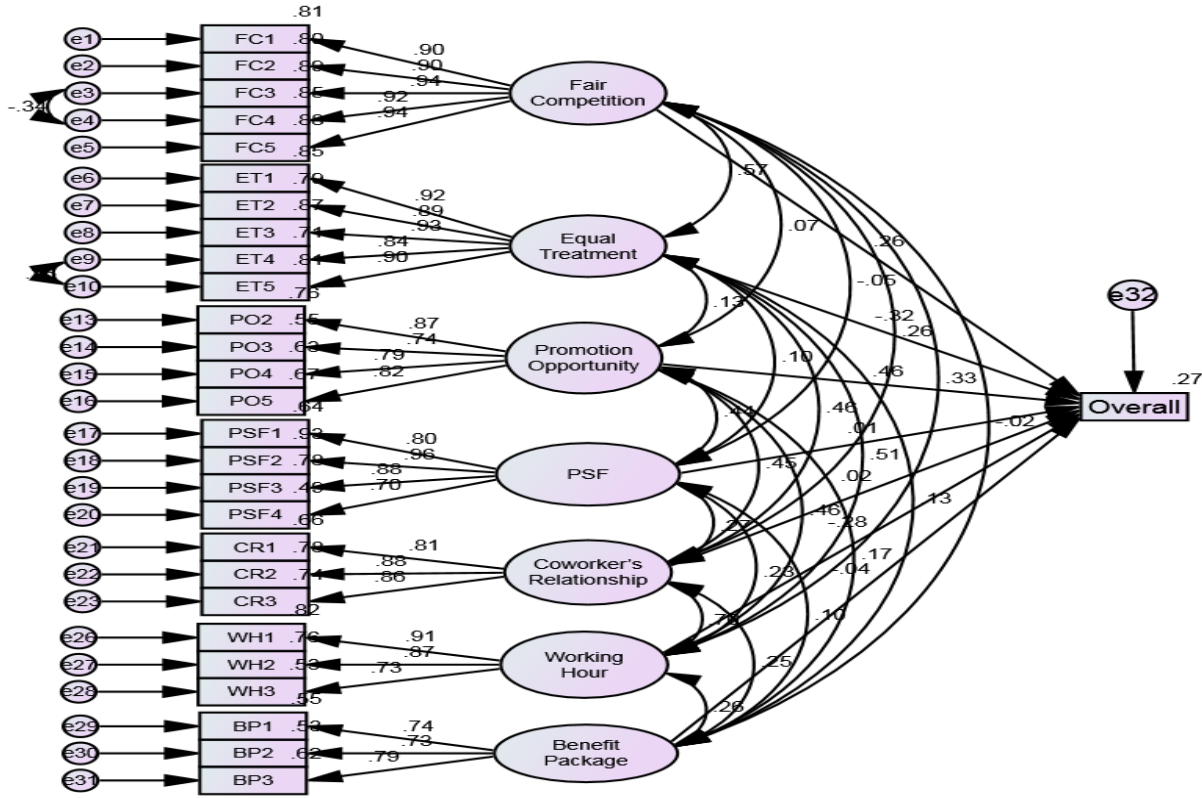
Source: Structural equation modeling (AMOS 24)

The path diagram of this study reveals that four factors: fair competition, equal treatment, promotion opportunity and working hour can positively affect the overall job satisfaction of the public bank employees of Bangladesh since the values has been determined at  $<0.5$  significance level. Therefore, hypotheses H<sub>1</sub>, H<sub>2</sub>, H<sub>3</sub> and H<sub>5</sub> are supported.

On the other hand, other three factors: psychological stress & frustration, co-working relationship and benefit package cannot significantly and positively affect the overall job satisfaction of Bangladeshi public sector bank employees since their corresponding significance level is higher than 5%. Therefore, according to SEM analysis, hypotheses H<sub>4</sub> H<sub>6</sub> and H<sub>7</sub> has not been supported.



Figure-3: Path model estimation (structural model)



Source: Structural equation modeling (AMOS 24)

## 5. DISCUSSION OF RESULTS:

The results of this exploratory study indicate that fair competition, equal treatment, promotion opportunity and working hour can have positive and significant impact in increasing the overall job satisfaction of Bangladeshi public sector bank employees. Such findings support the earlier study outcomes of Safi (2020); Rai (2018); Indrasari (2017); Roy et al. (2017); Aida (2016); Coetzee & Jo-Anne (2012); Khalid & Irshad (2010); Huseyin & Mustafa (2008); Okpara (2006).

On the contrary, three other selected factors, psychological stress & frustration, co-working relationship and benefit package have been found as insignificant in affecting the overall job satisfaction in the context of Bangladeshi public sector banking environment. Such finding is somewhat dissimilar to the previous literature. The findings are somewhat unique and may be the outcome of different cultural settings and individual perspectives.

However, every organization should take the proper decision to not increase the distance between standard value established by literature and the practical ones. As all the results are not applicable in all workplaces due to unique particularities, the policymakers should consider the individual working environment and individual personality in satisfying their employees.

## 6. THEORETICAL AND PRACTICAL IMPLICATIONS:

This research is expected to contribute to the understanding of selected factors that can affect the overall job satisfaction in Bangladeshi work settings. Since the satisfaction of employees should be the utmost priority of any organization, more and more empirical investigations are required to be conducted. The authors expect that this empirical study can enrich such effort to further extent.

On the other hand, these empirical findings will drop some guided results for the top executives allowing them to amplify employee job satisfaction because of its significance in improving the overall organizational performance.

## **7. LIMITATIONS AND FURTHER SCOPE:**

The study was limited to, the several selected components of job satisfaction for only public bank employees of Bangladesh. Therefore, the scope of this study has been limited to only few job satisfaction factors in one particular culture and particular industry. A cross cultural study or comparative analysis taking more variables between two or more cultural bases and considering several industries might have provided different and wider conclusions. Therefore, there is a gap that could be bridged and opportunity to conduct further analysis on this important area of management.

## **8. CONCLUSION:**

As the main source of finance for the Government and citizens, Bangladeshi public banks play a central role in economy. Therefore, the employees are required to be satisfied in order to exhibit optimum performance. It has been established that one satisfied employee can satisfy ten customers. Although satisfying an individual employee largely depend upon his/her personality, individual taste & preferences and individual need, more comprehensive and general requirements can be guided by the empirical investigation like this one.

The authors suggest that the managers or policymakers should try to solve this unique psychological issue (satisfying their employees) case by case as such satisfaction cannot be generalized for all. However, there are still necessities to conduct more and more empirical research on this complicated psychological phenomenon. In this regard, the authors hope that this particular investigation will guide further research by the scholars and enrich the academia.

## **CONSENT**

As per international standard or university standard, each participant's written consent has been collected and preserved by the authors.

## **REFERENCES**

1. Ali M., Lei S., Wei XY. The mediating role of the employee relations climate in the relationship between strategic HRM and organization performance in Chinese banks. *Journal of Innovation & Knowledge*, 2018; 3:115-122.

2. Huselid M. Special issue on small and medium sized enterprises: A call for more research. *Human Resource Management*, 2003; 42:297-309.
3. Hosain MS. Adoption of proper HRM practices: A technique for retaining employees and increasing firm performance? *Scholar Journal of Business and Social Science*, 2105; 1(1):1-14.
4. Hosain MS, Alauddin M, Tanvir, SI, Sawda, US. Employee motivation in the non-Government financing companies of Bangladesh. *European Journal of Business and Management*, 2013; 5(12):121-130.
5. Hosain MS. The impact of E-HRM on organizational performance: Evidence from selective Service sectors of Bangladesh. *International Journal of Human Resources Management*, 2017; 6(3):1-14
6. Eldor, L, Harpaz, I. A process model of employee engagement: The learning climate and its relationship with extra-role performance behaviors. *Journal of Organizational Behavior*, 2016; 37(2):213-235.
7. Gahlawat N., Phogat SR, Kundu CS. (2019). Evidence for life satisfaction among dual career couples: The interplay of job, career and family satisfaction in relation to workplace support. *Journal of Family Issues*, 2019; 40(18):1-29.
8. Islam T., Tariq, J. (2018). Learning organizational environment and extra-role behaviors: The mediating role of employee engagement. *Journal of Management Development*, 2018; 37(93): 258-270.
9. Islam T., Khan MM., Khawaja FN., Ahmad, Z. Nurses reciprocation of perceived organizational support: The moderating role of psychological contract breach. *International Journal of Human Rights in Healthcare*, 2017; 10(2):123-131.
10. Islam T., Ahmed I., Ali, G. Effects of ethical leadership on bullying and voice behavior among nurses: Mediating role of organizational identification, poor working condition and work load. *Leadership and Health Services*, 2019; 32(1): 2-17.
11. Hong SJ., Choi D., Chae, J. Exploring different airport users' service quality satisfaction between service providers and air travelers. *Journal of Retailing and Customers Services*, 2020; 52. Available at: <https://doi.org/10.1016/j.jretconser.2019.101917> [Accessed on 20 November, 2020].
12. Sohail MT., Delin, H. Job satisfaction surrounded by academies staff: A case study of job satisfaction of academies staff of the GCUL, Pakistan. *Interdisciplinary Journal of Contemporary Research in Business*, 2013; 4(11):126-137.
13. Hosain MS. The influence of financial and non-financial rewards; and employee empowerment on task motivation and firm performance of Bangladeshi front line

- employees: A critical approach. *European Journal of Business and Management*, 2014; 6(7): 156-168.
14. Davis K., Newstrom, J. W. (2014). *Organizational Behavior*, 2014 (15<sup>th</sup> Eds.), Tata McGraw- Hill, New Delhi.
  15. Shrivastava A., Purang P. Employee satisfaction of job satisfaction: Comparative study on Indian banks. *Asian Academy of Management Journal*, 2009; 14(2): 65-78.
  16. Rego A., Cunha, M. P. Authentic climates and employee happiness: Pathways to individual performance? *Journal of Business Research*, 2008; 61(7):739-752.
  17. Lambert, EG., Paoline, EA. Take this job and solve it: An exploratory study of turnover intent among jail staff. *Journal of Criminal Justice*, 2010; 38:139-148.
  18. Faroque O, Ferdousy S., Rahman MS. Factors affecting the job satisfaction of the employees in the private commercial banks of Bangladesh. *Journal of Management Research*, 2020; 6(1), 17-33.
  19. Bader HAM., Hashim IHM., Zaharim NM. Job Satisfaction among bank employees in Eastern Libya. *American International Journal of Social Science*, 2013; 2(1): 30-44.
  20. Sowmya KR., Panchanatham N. Factors influencing job satisfaction of banking sector employees in Chennai, India. *Journal of Law and Conflict Resolution*, 2011; 3(5):76-79.
  21. Jaiswal, N. Quality of informal jobs in Indian's banking sector: A primary study through the decent work framework. *Indian Journal of Human Development*, 2019; 11:1-13.
  22. De Gieter S., Hofmans, J. How reward satisfaction affects employees' turnover intentions and performance: An individual differences approach. *Human Resource Management Journal*, 2015; 25(2): 200-216.
  23. Hosain MS. The relationship between corporate governance and corporate social Responsibility expenditure in Bangladesh: Moderating role of firm value. *Indian Journal of Corporate Governance*, 2020; 13(2). Ahead of print. Available at: <https://doi.org/10.1177/0974686220965330> [Accessed on: 19 November, 2020].
  24. Karan R., Rahman MS., Biswas S.R. Role of job attitudes on executives' turnover intention at the different organizations in Chittagong City, Bangladesh. *BUP Journal*, 2018; 6(1): 23-42.
  25. Rahman MS., Karan R., Arif MI. Investigating the relationships among job satisfaction, organizational commitment, and turnover intention: An empirical study. *SIU Journal of Management*; 2014; 4(1): 117-147.
  26. Greenberg J., Baron RA. *Behavior in Organizations* (3<sup>rd</sup> Eds.), 1997; Prentice Hall, Upper

Saddle River, NJ.

27. Anleu RS., Mack K. Job satisfaction in the judiciary. *Work, Employment and Society*; 2014; 28(5): 683-701.
28. Yang X., Wang W. Exploring the determinants of job satisfaction of civil servants in Beijing, China. *Public Personnel Management*; 2013; 42(4): 566-587.
29. Argyle, M. *The Social Psychology of Work* (1<sup>st</sup> Eds.), 1989; Penguin, Harmondsworth.
30. Hodson, D. Philosophy of science, science and science education. *Studies in Science Education*, 1985; 12 (1): 25-57.
31. Kalleberg AL., Loscocco KA. Aging, values and rewards: Explaining age differences in job satisfaction. *American Sociological Review*, 1983; 48 (1):78-90.
32. Hamermesh DS. The changing distribution of job satisfaction. *Journal of Human Resources*, 2001; 36(1):1-30.
33. Freeman R. Job satisfaction is an economic variable. *American Economic Review*, 1978; 68(2):135-141.
34. Burgard C., Görnitz, K. Continuous training, job satisfaction and gender: An empirical analysis using German panel data. *Evidence- Based HRM. A Global Forum for Empirical Scholarship*, 2014; 2(2): 126-144.
35. Jung K., Jae-Moon M., Hahm, SD. Do age, gender and sector affect job satisfaction? Results from the Korean labor and salary panel data. *Review of Public Personnel Administration*, 2007; 27(2): 125-146.
36. Wright B., Kim, S. Participation's influence on job satisfaction: The importance of job characteristics. *Review of Public Personnel Administration*, 2004; 24(1):18-40.
37. Pepe A., Addimando L., Dagdukee J., Veronese, G. Psychological distress, job satisfaction and work engagement: a cross-sectional mediation study with a sample of Palestinian teachers. *Educational Studies*, 2019. Available at: <https://www.tandfonline.com/doi/full/10.1080/03055698.2019.1701990> [Accessed on 19 November, 2020].
38. Robbins SP., Judge TA. *Organizational Behavior* (18<sup>th</sup> Eds.), 2019; Pearson, New Delhi.
39. Paposa KK., Kumar MY. Impact of training and development practices on job satisfaction: A study on faculty members of technical education institutes. *Management and Labor Studies*, 2019; 56(3):1-15.
40. Kaya N., Koc E., Topeu, D. An exploratory analysis of the influence of human resource management activities and organizational climate on job satisfaction in Turkish banks. *The*

International Journal of Human Resource Management, 2010; 21(11): 2031-2051.

41. Idris A., See D., Coughlan, P. Employee empowerment and job satisfaction in urban Malaysia: Connecting the dots with context and organizational change management. *Journal of Organizational Change Management*, 2018; 31(3): 697-711.
42. Bastida R., Marimon F., Carreras, L. Human resource management practices and employee job satisfaction in nonprofit organizations. *Annals of Public and Cooperative Economics*, 2018; 89 (2):323-338.
43. Faroque O., Rahman MS., Rahman, M. Association between leave provisions and job satisfaction: A study on commercial banks of Bangladesh. *Society & Sustainability*, 2019; 1(1):67-80.
44. Islam N., Saha GC. Job satisfaction of bank officers in Bangladesh. *ABAC Journal*, 2001; 21(3): 62-74.
45. Rahman MI., Gurung HB., Saha S. Where the job satisfaction of bank employees lies: An analysis of the satisfaction factors in Bangladesh. *The cost and Management, Journal of ICMAB*, 2006; 34(3): 33-37.
46. Faroque O., Islam MR., Rashid MA., Murtaza M. The impact of individual level variables on job satisfaction at the different commercial banks in Bangladesh. *Man In India*, 2014; 94(1-2): 371-381.
47. George E., Zakkariya K.A. Job related stress and job satisfaction: A comparative study among bank employees. *Journal of Management Development*, 2015; 34(3):316-329.
48. Saner T., Eyupoglu, ZS. The job satisfaction of bank employees in North Cyprus. *Procedia Economics and Finance*, 2015; 23:1457-1460.
49. Bhardwaj A., Mishra S., Jain, TK. An analysis to understanding the job satisfaction of employees in banking industry. *Materials Today: Materials Today: Proceedings*, 2020. Available at: <http://doi.org/10.1016/j.matpr.2020.04.783> [Accessed on 20 November, 2020].
50. Cherif F. The role of human resource management practices and employee job satisfaction in predicting organizational commitment in Saudi Arabian banking sector. *International Journal of Sociology and Social Policy*, 2020; 40(7/8):529-541.
51. Khalid S., Irshad MZ. Job satisfaction among bank employees in Punjab, Pakistan: A comparative study. *European Journal of Social Sciences*, 2010; 17(4):570-577.
52. Aida I. Flexible working as an employee retention strategy in developing countries. *Journal of Managerial Research*, 2016; 14(2):71-86.
53. Roy BN., Hossain MA., Shammi EJ. Job satisfaction of the bank employees in Bangladesh:

- A study in Bogra city. *American Scientific Research Journal for Engineering, Technology and Sciences*, 2017; 37(1):34-43.
54. Indrasari M. The effect of organizational culture, environmental work and leadership style on the job satisfaction and its impact on the performance of teaching in State Community Academy Bojonegoro. *SINERGI*, 2017; 7(2):58-73.
  55. Huseyin A., Mustafa T. Nepotism, favoritism and cronyism: A study of their effects on job stress and job satisfaction in the banking industry of North Cyprus. *Social Behavior and Personality: an international journal*, 2008; 36(9):1237-1250.
  56. Coetzee M., Jo-Anne B. The languishment of employee commitment in the light of perceptions of fair treatment in the workplace: original research. *SA Journal of Human Resource Management*, 2012; 10(2):1-11.
  57. Goswami TG. Job stress and its effects on employee performance in banking sector. *Indian Journal of Commerce & Management Studies*, 2015; 6(2):51-56.
  58. Ajayi S. Critical study of the effects of job stress on Nigerian bank workers: A case of Access Bank, Lagos, Nigeria, 2018. Available at: [https://papers.ssrn.com/sol3/papers.cfm?abstract\\_id=3160620](https://papers.ssrn.com/sol3/papers.cfm?abstract_id=3160620) [Accessed on 17 November, 2020].
  59. Priyanka K., Singhal S. Increasing job stress with declining job satisfaction in banking employees: A consequence of work-family conflict. *Sambodhi Journal*, 2020; 43(3):27-40.
  60. Okpara JO. Gender and the relationship between perceived fairness in pay, promotion, and job satisfaction in a Sub-Saharan African economy. *Women in Management Review*, 2006; 21(3): 224-240. Available at: <https://doi.org/10.1108/09649420610657407> [Accessed on 17 November, 2020].
  61. Pnadey A., Rai R. Job satisfaction of SBI employees. *International Journal in Management and Social Science*, 2018; 6(1):32-36.
  62. Saif, ZR. Job satisfaction of employees in banking sector of Afghanistan. *International Journal of Scientific Research and Engineering Development*, 2020; 3(3):179-197.
  63. Baskar S. The influence of HR policy dimensions on the job satisfaction of employees of public sector banks: A study on Indian overseas bank. *IUP Journal of Bank Management*, 2016; 15(4):45-71.
  64. Haq AZM. Job satisfaction of employees of a private organization in Bangladesh. *American Journal of Psychology and Behavioral Sciences*, 2018; 5(3): 62-66.
  65. Khairuddin KN., Omar Z. Co-worker support: A review of its concepts and benefits. *Graduate Research in Education (GREduc) 2016, Seminar Driving Excellence and Advancement in Educational Research*, University Putra Malaysia, 17 December, 2016.



66. Hasan NAM., Jiea CT., Bidin R. Job satisfaction among bank employees: An investigation of public banking institution in Malaysia. *Jurnal Kemanusiaan*, 2018; 16(1):33-39.
67. Banks.nd.org. Number of public operating in Bangladesh. Available at: <https://www.banksbd.org/banks/public.html> [Accessed on: 18 November, 2020].
68. Yamane T. *Elementary Sampling Theory*, 1967; Prentice-Hall: Englewood Cliffs, NJ, USA.
69. Polit D., Hungler BP. *Nursing Research: Principles and Methods* (6th Eds.), 1991; Science and Education Publishing: NJ, USA.
70. Hair JF., Anderson RE., Tatham RL., Black WC. *Multivariate Data Analysis* (2<sup>nd</sup> Eds.), 1998; Prentice Hall, New York.
71. MacKinnon DP. *Research Designs: Quantitative, Qualitative, Neuropsychological and Biological* (5<sup>th</sup> Eds.), 2008; Washington, DC, USA: American Psychological Association.
72. Nunnally JC., Bernstein IH. (1994). *Psychometric Theory* (3<sup>rd</sup> Eds.), 1994; McGraw Hill: NY, USA.
73. Tabachnick BG., Fidell LS. *Using Multivariate Statistics* (4<sup>th</sup> Eds.), 2001; Harper Collins: NY, USA.
74. Fornell C., Larcker DF. Structural equation models with unobservable variables and measurement error: Algebra and statistics. *Journal of Marketing Research*, 1981; 32:382-388.
75. Hair JF., Black WC., Babin BJ., Anderson RE. *Multivariate Data Analysis* (7<sup>th</sup> Eds.), 2014; Pearson Education Limited: CA, USA.
76. Field A. *Discovering Statistics Using SPSS for Windows*, 2000; Sage publications: London-Thousand Oaks- New Delhi.
77. Hair JF., Black WC., Babin BJ. *Multivariate Data Analysis: A Global Perspective* (9<sup>th</sup> Eds.), 2010; CA: Pearson Education Limited: CA, USA.
78. Marsh HW., Hocevar D. Application of confirmatory factor analysis to the study of self-concept: First-and higher order factor models and their invariance across groups. *Psychological Bulletin*, 1985; 97(3):562-582.
79. Baumgartner H., Homburg, C. Applications of structural equation modeling in marketing and consumer research: A review. *International Journal of Research in Marketing*, 1996; 13(2): 139-161.
80. Doll WJ., Xia W., Torkzadeh G. A confirmatory factor analysis of the end-user computing satisfaction instrument. *MIS Quarterly*, 1994: 36:453-461.



81. Bentler PM. Comparative fit indexes in structural models. *Psychological Bulletin*, 1990; 107(2):238-246.
82. Hu LT., Bentler PM. Fit indices in covariance structure modeling: Sensitivity to under parameterized model misspecification. *Psychological Methods*, 1998; 3(4):424-453.
83. Byrne BM. *Structural equation modeling with AMOS (2<sup>nd</sup> Eds.)*, 2010; Routledge: NY, USA.
84. Diamantopoulos A., Siguaw J. *Introducing LISERL*, 2000; Sage: London, UK.
85. Browne MW., Cudeck R. *Alternative Ways of Assessing Model Fit*, Sage Focuses Editions, 1993; 154:136-136.
86. Falk RF., Miler, NB. *A Primer for Soft Modeling*, 1991; The University of Akron Press: NY, USA.